



VIRGINIA

VIRGINIA ATHLETICS MEDIA RELATIONS
 295 Massie Road, Room 154
 Charlottesville, VA 22904
Men's Basketball Contact: Erich Bacher
OFFICE: (434) 982-5530 • **CELL:** (720) 318-5538
E-mail: bacher@virginia.edu
ON THE WEB: VirginiaSports.com
ON TWITTER: @UVMensHoops, @erichjbacher

17 NCAA TOURNAMENT APPEARANCES • 2 NCAA FINAL FOUR BERTHS • 13 NIT APPEARANCES • 6 ALL-AMERICANS • 62 ALL-ACC SELECTIONS

GAME INFORMATION

Date / Time: Friday, March 14, 2014 / 12 p.m.
Site: Greensboro, N.C. / Greensboro Coliseum (23,500)
TV: ESPN2 - Sean McDonough, Jay Bilas, Jeannine Edwards;
 ACC Network - Tim Brant, Mike Gminski, Debbie Antonelli
Online: WatchESPN.com
Radio: Virginia Sports Radio Network
 Dave Koehn (pxp), Ted Jeffries (anlyst)
Satellite Radio: SiriusXM (85)
Live Stats/Twitter: VirginiaSports.com/@UVaMensHoops
Virginia vs. Maryland: 74-107 (4-4 at ACC Tournament)
First Meeting: Jan. 24, 1913 (W, 65-1 in Charlottesville)
Last Meeting: Feb. 10, 2014 (L, 75-69 ot in College Park)
Virginia vs. FSU: 20-22 (0-0 at ACC Tournament)
First Meeting: Jan. 4, 1992 (W, 77-68 ot in Tallahassee)
Last Meeting: Jan. 14, 2014 (W, 78-66 in Charlottesville)



#6/8 VIRGINIA CAVALIERS (25-6, 16-2 ACC)

Head Coach: Tony Bennett (Green Bay, 1992)

Record at UVa: 101-58 (5th season), Career Record: 170-91 (8th season)

VS

#8 SEED MARYLAND (17-14) OR #9 SEED FLORIDA STATE (18-12)

FOR OPENERS

- No. 1 seed Virginia plays the winner of No. 8 seed Maryland (17-14) and No. 9 seed Florida State (18-12) in the 61st Annual ACC Tournament quarterfinals on Friday, March 14 at 12 p.m.
- Virginia went 1-1 vs. No. 8 seed Maryland and 2-0 vs. No. 9 seed Florida State during the regular season.
- The Cavaliers rank No. 1 nationally in scoring defense at 55.4 ppg.
- UVa's 25-6 record is its best through 31 games since 1982-83 (27-4).

A WIN VS. MARYLAND OR FLORIDA STATE WOULD...

- Give UVa its first ACC Tournament semifinal appearance since 1995 (longest semifinal drought in the ACC).
- Give Virginia 26 wins for the first time since winning 29 in 1982-83.
- Give Virginia 11 combined road/neutral wins for the first time since 1994-95.

2013-14 TEAM ACCOMPLISHMENTS

- Virginia won its sixth ACC regular-season title (second outright) and its second No. 1 seed for the ACC Tournament.
- Virginia's 16-2 ACC record is a program-best and ties the ACC record for most league wins in a season (1998-99 Duke).
- With 25 wins, Virginia is one of three teams (NC Central & Southeast Missouri State) in the nation to improve its win total in each of the past five seasons.
- Virginia secured its third consecutive ACC winning season (16-2, 11-7, 9-7) for the first time since 1981-83.
- Virginia secured its third straight 20-win season for the first time since 1991-93.
- UVa set a school record with 12 ACC wins by 10 or more points.
- With 16 ACC wins, Virginia became the second ACC school to improve its ACC record in five consecutive seasons (Georgia Tech under Bobby Cremins from 1982-86).
- UVa has won a school-record 18 straight ACC home games.
- UVa set a school record with 13 consecutive ACC wins.
- Virginia won a school-record seven ACC road contests.

BENNETT, BROGDON AND HARRIS LEAD ALL-ACC HONOREES

- Tony Bennett was named ACC Coach of the Year by ACSMA and ACC Coaches.
- Malcolm Brogdon was named to the Coaches All-ACC First Team and ACSMA's All-ACC Second Team.
- Joe Harris was named to the Coaches All-ACC Second Team and ACSMA's All-ACC Third Team.
- Akil Mitchell was named to the Coaches and ACSMA's All-ACC Defensive teams.

VIRGINIA'S STARTING LINEUP AT MARYLAND (3/9/14)

Pos.	No.	Player (Hometown)	Yr.	Ht.	Wt.	PPG	RPG	NOTES
G	23	London Perrantes (Los Angeles)	Fr.	6-2	189	5.1	2.3	Is 14-of-19 from 3-point range in his last five games
G	15	Malcolm Brogdon (Norcross, Ga.)	R-So.	6-5	217	12.6	5.6	Scored 11 or more points in all 18 ACC games
G	12	Joe Harris (Chelan, Wash.)	Sr.	6-6	225	11.4	2.9	Ranks second all-time at UVa with 250 3-pointers
F	25	Akil Mitchell (Charlotte, N.C.)	Sr.	6-8	235	7.1	6.0	Ranked 3rd in ACC action at 7.9 rebounds per game
C	10	Mike Tobey (Monroe, N.Y.)	So.	6-11	253	6.6	4.0	Had 11 points and eight rebounds vs. Syracuse

OFF THE BENCH

G	1	Justin Anderson (Montross, Va.)	So.	6-6	227	8.7	3.4	6th man was 3-of-4 from 3-point range vs. Syracuse
F	13	Anthony Gill (High Point, N.C.)	R-So.	6-8	230	8.0	3.8	Has hit double figures in five of the last nine games
F	32	Darion Atkins (Clinton, Md.)	Jr.	6-8	234	3.3	2.5	Had 8 points & went 4-of-4 from FT line at Georgia Tech
F	11	Evan Nolte (Milton, Ga.)	So.	6-8	227	2.7	0.7	Shooting 31.3 percent (15-of-48) from 3-point range
G	5	Teven Jones (Kannapolis, N.C.)	So.	6-0	182	0.5	0.4	Reserve guard has played in 25 games

- London Perrantes was named to the Coaches and ACSMA's All-ACC Freshman teams.
- Justin Anderson was named the Sixth Man of the Year by ACSMA.

ALL-TIME IN THE ACC TOURNAMENT

- Virginia is 31-59 all-time in the ACC Tournament.
- UVa is 0-4 in its last four games in the ACC Tournament.
- Virginia is 13-24 in ACC Tournament games in Greensboro.
- Virginia captured the 1976 ACC Tournament championship with a 67-62 win over North Carolina.

ALL-TIME AGAINST MARYLAND

- Virginia is 74-107 all-time vs. Maryland, including a 4-4 record in the ACC Tournament, in the series that dates back to 1912-13.
- Virginia posted a 61-53 win and 75-69 overtime loss against Maryland this season.
- The 75-69 overtime loss ended Virginia's six-game winning streak against Maryland.
- The Cavaliers would meet the Terrapins for the first time in the ACC Tournament since the 1993-94 season when the Cavaliers posted a 69-63 win over the Terrapins in the quarterfinals in Charlotte, N.C.
- Head coach Tony Bennett is 6-4 all-time vs. Maryland.

ALL-TIME AGAINST FLORIDA STATE

- Virginia is 20-22 all-time vs. Florida State, including a 2-0 record this season, in the series that dates back to 1991-92.
- The Cavaliers defeated Florida State 62-50 in Tallahassee and 78-66 in Charlottesville this season.
- The Cavaliers would meet the Seminoles for the first time in the ACC Tournament.
- Head coach Tony Bennett is 3-5 all-time vs. Florida State.

LAST TIME VS. THE TERRAPINS

- Anthony Gill tallied a team-high 15 points, including the tying basket with 1.7 seconds left in regulation, but the Cavaliers lost 75-69 in overtime at Maryland Sunday.
- London Perrantes added 14 points a matched a career high with four 3-pointers, and Joe Harris and Malcolm Brogdon had 12 points apiece for Virginia.
- Maryland's Seth Allen had a game-high 20 points and Dez Wells added 18, including an 8-of-8 effort from the free throw line.
- Evan Smotrycz chipped in 13 points and Jake Layman added 10 for the Terrapins, who shot 47.9 percent (23-of-48) from the field.
- Maryland outrebounded Virginia 35-30 and outscored the 'Hoos 32-30 in the paint.

2013-14 SCHEDULE/RESULTS - 25-6, 16-2 ACC

Date	Opponent	TV	Time/Result
Nov. 8	[24] JAMES MADISON	ESPN3	W, 61-41
Nov. 12	[25] VCU (14)	ESPN2	L, 59-56
Nov. 16	[25] vs. Davidson (Charlotte, N.C.)		W, 70-57
Nov. 19	[RV] NAVY	RSN	W, 67-42
Nov. 23	[RV] LIBERTY ^	ESPN3	W, 75-53
Nov. 26	[RV] HAMPTON ^	ESPN3	W, 69-40
Nov. 29	vs. [RV] SMU ^	CBSN	W, 76-73
Nov. 30	vs. [RV] Missouri State ^	CBSN	W, 83-63
Dec. 4	[RV] WISCONSIN (8) %	ESPN2	L, 48-38
Dec. 7	at [RV] Green Bay	ESPN2	L, 75-72
Dec. 21	[RV] NORTHERN IOWA	ESPN3	W, 57-43
Dec. 23	[RV] NORFOLK STATE	ESPN3	W, 66-56
Dec. 30	at Tennessee	ESPN2	L, 87-52
Jan. 4	at Florida State (RV)*	ESPN2	W, 62-50
Jan. 8	WAKE FOREST *	RSN	W, 74-51
Jan. 11	at NC State *	ESPN2	W, 76-45
Jan. 13	[RV] at Duke (23) *	ESPN	L, 69-65
Jan. 18	[RV] FLORIDA STATE *	ACCN	W, 78-66
Jan. 20	[RV] NORTH CAROLINA *	ESPN	W, 76-61
Jan. 25	[RV] VIRGINIA TECH *	ACCN	W, 65-45
Jan. 28	[RV] at Notre Dame *	ESPNU	W, 68-53
Feb. 2	[RV] at Pitt (18) *	ESPNU	W, 48-45
Feb. 5	[20] BOSTON COLLEGE *	ESPN2	W, 77-67
Feb. 8	[20] at Georgia Tech *	ACCN	W, 64-45
Feb. 10	[17] MARYLAND *	ESPNU	W, 61-53
Feb. 15	[17] at Clemson *	ESPN2	W, 63-58
Feb. 18	[14] at Virginia Tech *	ACCN	W, 57-53
Feb. 22	[14] NOTRE DAME *	ESPN2	W, 70-49
Feb. 26	[12] MIAMI *	RSN	W, 65-40
March 1	[12] SYRACUSE (4) *	ESPN	W, 75-56
March 9	[5] at Maryland *	CBS	L, 75-69 (OT)
March 14	vs. [6] Maryland/FSU **	ESPN(2)/	12 p.m. ACCN

HOME GAMES IN BOLD CAPS - ^ - Corpus Christi Challenge; % - ACC/Big Ten Challenge; * - ACC game; ** - ACC Tournament game, Greensboro, N.C.

PRONUNCIATION GUIDE

Darion Atkinsderry-ON
 Akil MitchellAh-keel
 London Perrantesper-N-tez

LAST TIME VS. THE SEMINOLES

- Joe Harris scored 18 points and Virginia used an early 22-5 run to take command in its 78-66 victory against Florida State on Jan. 18.
- Harris had 10 points by halftime and finished the game 6-of-8 and 4-of-5 from 3-point range.
- Malcolm Brogdon added 16 points for the Cavaliers, who swept their two-game series from Florida State for the first time since the 2000-01 season.
- Okaro White and Aaron Thomas scored 15 each for Florida State, which shot 36.3 percent and trailed 45-26 at halftime.
- The Seminoles also turned the ball over 18 times, leading to 26 points for the Cavaliers.

EMBRACE THE PACE

- As of March 12, the Cavaliers rank in the top 10 nationally in nine defensive categories: points per game (1st), possessions per 40 minutes (4th), offensive rebound percentage (5th), rebounds per game (5th), field goal percentage (7th), points per possession (8th), true shooting percentage (8th), assists per game (8th) and offensive rebounds per game (9th).
- Virginia has held 29 of its 31 opponents below 50 percent shooting from the floor and opponents are shooting 38.4 percent (7th nationally) from the floor and 31.6 percent from 3-point range overall.
- The Cavaliers have held 18 straight opponents and 34 straight ACC opponents under 50 percent shooting from the field.
- Virginia has limited its opponents to a combined 91 fast break points for an average of 2.9 per game.

MORE HONORS FOR BENNETT, BROGDON AND HARRIS

- Tony Bennett was named U.S. Basketball Writers Association District 3 Coach of the Year.
- Malcolm Brogdon and Joe Harris were named to the USBWA All-District 3 Team and NABC District 2 Second Team.

VIRGINIA IN THE POLLS

- Virginia is ranked No. 6 in the latest AP poll and No. 8 in the USA Today Coaches poll. UVA's No. 5 AP ranking last week marked its highest ranking since a No. 4 ranking on Dec. 31, 2001.
- No. 6/8 UVa is ranked for the sixth straight week after not being ranked for 11 straight weeks.
- Virginia's No. 24 preseason AP ranking marked its first since being ranked No. 11 to start the 2001-02 season.
- The Cavaliers returned to the rankings this season for the first time since Feb. 27, 2012.

SENIORS HAVE REBUILT VIRGINIA BASKETBALL

- Seniors Joe Harris, Akil Mitchell and Thomas Rogers have helped the Cavaliers to 76 wins, three 20-win seasons, one ACC regular-season title, one NCAA Tournament and one NIT appearance in four seasons.
- The trio has helped UVa improve its overall record and conference record in each of the last four seasons.
- Harris, Mitchell and Rogers have led UVa to 25 wins this season.

HARRIS AND MITCHELL LEAD CAVALIERS INTO ACTION

- All-ACC honoree Joe Harris and All-ACC Defensive Team member Akil Mitchell are Virginia's team leaders.
- In 2013-14 with a more balanced scoring attack, Harris is averaging 11.4 points, while Mitchell is averaging 7.1 points and 6.9 rebounds.
- In 18 ACC games, Harris ranked fourth in 3-point field goal percentage (42.1 percent) and tied for eighth in made 3-pointers per game (2.22), while Mitchell was second in rebounding (7.9 per game) and third in defensive rebounds (5.7 per game).
- Last season, Harris averaged a career-high 16.3 points and Mitchell added career bests with 13.1 points and 8.9 rebounds per game.
- Harris is 14th on UVa's all-time scoring list with 1,607 points and Mitchell ranks 11th with 752 career rebounds.

TEAM NOTES

- Virginia is 18-2 when leading at the half and 25-4 when opponents shoot less than 50 percent from the field.
- The Cavaliers led the ACC in scoring defense (54.5 ppg), field goal percentage defense (38.7%), 3-point field goal percentage defense (30.1%), defensive rebounding (29.6 rpg), defensive rebound percentage (73.4%), scoring margin (+12.9) and assist-to-turnover ratio (1.68) during league play.
- UVa ranked sixth in the ACC in scoring offense at 67.4 points per game, marking its highest ACC average under Tony Bennett (63.9 ppg in 2012-13).
- Virginia averaged 8.3 turnovers during league play compared to 12.9 during non-conference action and has committed nine or fewer

2013-14 UVA DEFENSIVE RANKINGS

Category	Ave.	NCAA	ACC
Points/Game	55.4	1	1
Possessions/40 minutes	61.1	4	3
Off. Rebound %	25.8	5	1
Rebounds/Game	29.3	5	1
Field Goal %	38.4	7	1
Points/Possession	0.91	8	1
True Shooting %	47.5	8	2
Assists/Game	9.6	8	1
Off. Rebounds/Game	8.6	9	1
Effective Shooting %	43.9	11	1
Rebound %	45.6	14	1
Def. Rebounds/Game	20.7	19	3

turnovers in 13 of its last 16 games.

- Virginia has shot 70 percent or better from the free throw line in 13 of 31 games, and its 66.1 percent free throw percentage is its lowest since shooting 65.8 percent in 2002-03.
- The Cavaliers are 20-2 with their current starting lineup of London Perrantes, Malcolm Brogdon, Joe Harris, Akil Mitchell and Mike Tobey.
- Virginia captured the Corpus Christi Challenge earlier this season with wins over Liberty, Hampton, SMU and Missouri State.

PLAYER NOTES

- Joe Harris leads all active ACC players with 250 career 3-pointers.
- Harris (1,607 career points) became the 14th Cavalier to reach 1,600 career points with 12 at Maryland (3/9/14).
- Malcolm Brogdon's 12.6 scoring average leads the team and would be the lowest UVA team scoring leader in 61 seasons of ACC action.
- Brogdon's 89.3 percent (100-of-112) free throw percentage is the highest in UVA history.
- Brogdon leads the ACC in free throw percentage in all games (89.3%), and London Perrantes led the ACC with in assist-to-turnover ratio (4.47) in league action.

VIRGINIA HEAD COACH TONY BENNETT

- ACC and USBWA Coach of the Year Tony Bennett has a 101-59 mark in five seasons at UVA and 170-92 record in eight career seasons.
- Bennett has led Virginia to three consecutive winning seasons in ACC play for the first time since 1981-83.
- Under Bennett, Virginia has become the second ACC school to improve its ACC record in five consecutive seasons.
- Bennett guided the Cavaliers to the NCAA Tournament in 2012 and NIT in 2013.
- Bennett has increased UVa's win total in each of the last five seasons (15 in 2009-10, 16 in 2010-11, 22 in 2011-12, 23 in 2012-13 and 25 in 2013-14).
- He has guided Virginia to 11 or more ACC wins in back-to-back seasons for the first time since back-to-back 12 ACC-win seasons in 1982-83.
- Bennett guided Washington State to a pair of NCAA Tournaments and the NIT in three seasons and was the National Coach of the Year in 2007.
- Bennett coached teams are 60-3 when holding opponents to fewer than 50 points during his eight-year coaching career.
- Bennett coached teams have finished in the top five nationally in scoring defense in four of seven seasons (1st in 2008-09; second in 2007-08 and 2011-12, and fifth in 2012-13). UVa ranks first this season at 55.4 points per game.
- Bennett is one of 23 current Division I head coaches who played in the NBA.

CLEANING THE GLASS

- Virginia has outrebounded its opponents in 23 of 31 games and is 20-3 when outrebounding its opponent.
- The Cavaliers rank 13th nationally in rebound percentage at 54.5 percent and have a +6.5 average rebound margin per game.

PAINT IT ORANGE AND BLUE

- UVa has outscored its opponents in the paint in 25 of 31 games.
- Virginia, which is outscoring its opponents 888-656 in the paint, has scored 43.2 percent of its points in the paint.
- A post player has led UVa in scoring in eight of 31 games (Gill 13 vs. JMU, 18 vs. Navy, 13 vs. Liberty, 19 vs. SMU, 15 vs. Notre Dame and 15 at Maryland; Tobey 18 vs. Davidson and 16 at NC State; Mitchell 15 vs. Notre Dame).



**HEAD COACH
TONY BENNETT**
5TH SEASON

PERSONAL

Birthdate: June 1, 1969
Birthplace: Clintonville, Wis.

Family: wife, Laurel; daughter, Anna; son, Eli

EDUCATION

College: Green Bay, 1992

COACHING EXPERIENCE

- 1999-00 Wisconsin (staff volunteer)
- 2000-03 Wisconsin (assistant coach)
- 2003-04 Washington State (assistant coach)
- 2004-06 Washington State (associate head coach)
- 2006-09 Washington State (head coach)
- 2009- Virginia (head coach)

THE BENNETT RECORD

Year	School	Record (Conf)	Postseason
2006-07	Washington St.	26-8 (13-5)	NCAA 2nd Round
2007-08	Washington St.	26-9 (11-7)	NCAA Sweet 16
2008-09	Washington St.	17-16 (8-10)	NIT 1st Round
2009-10	Virginia	15-16 (5-11)	
2010-11	Virginia	16-15 (7-9)	
2011-12	Virginia	22-10 (9-7)	NCAA 2nd Round
2012-13	Virginia	23-12 (11-7)	NIT Quarterfinals
2013-14	Virginia	25-6 (16-2)	
Total	8th season	170-92	
Virginia	5th season	101-59	

BENNETT VS. 2013-14 OPPONENTS

Opponent	Career	Virginia
Boston College	4-4	4-4
Clemson	4-3	4-3
Davidson	1-0	1-0
Duke	1-6	1-6
Florida State	3-5	3-5
Georgia Tech	6-1	6-1
Green Bay	2-1	2-1
Hampton	2-0	2-0
James Madison	1-0	1-0
Liberty	1-0	1-0
Maryland	6-4	6-4
Miami	3-4	3-4
Missouri State	1-0	1-0
Navy	1-0	1-0
North Carolina	3-5	3-4
NC State	6-2	6-2
Norfolk State	3-0	3-0
Northern Iowa	1-0	1-0
Notre Dame	3-0	2-0
Pitt	1-1	1-0
SMU	1-0	1-0
Syracuse	1-0	1-0
Tennessee	1-1	1-1
Texas A&M	0-0	0-0
VCU	0-1	0-1
Virginia Tech	7-3	7-3
Wake Forest	2-4	2-4
Wisconsin	1-1	1-1

NATIONAL RANKINGS

ASSOCIATED PRESS (Monday, March 10)

1	Florida (50)	29-2	1,610
2	Wichita State (15)	34-0	1,574
3	Villanova	28-3	1,454
4	Arizona	28-3	1,435
5	Louisville	26-5	1,237
6	Virginia	25-6	1,186
7	Duke	24-7	1,185
8	Michigan	23-7	1,143
8	San Diego State	27-3	1,143
10	Kansas	23-8	1,087
11	Syracuse	27-4	1,055
12	Wisconsin	25-6	973
13	Cincinnati	26-5	922
14	Creighton	24-6	752
15	North Carolina	23-8	709
16	Iowa State	23-7	572
17	Oklahoma	23-8	472
18	Saint Louis	26-5	433
19	Memphis	23-8	367
20	New Mexico	24-6	344
21	Connecticut	24-7	330
22	Michigan State	23-8	318
23	VCU	24-7	205
24	Ohio State	23-8	165
25	SMU	23-8	152

Others receiving votes: Gonzaga 82, Stephen F. Austin 56, Oregon 39, Texas 31, Harvard 27, Kentucky 19, Baylor 18, UCLA 14, Nebraska 8, Iowa 4, **Tennessee 2**, North Carolina Central 1, George Washington 1

USA TODAY COACHES (Monday, March 10)

1	Florida (25)	29-2	793
2	Wichita State (7)	34-0	775
3	Villanova	28-3	721
4	Arizona	28-3	678
5	Louisville	26-5	654
6	Duke	24-7	591
7	San Diego State	27-3	584
8	Virginia	25-6	581
9	Michigan	23-7	536
10	Kansas	23-8	509
11	Syracuse	27-4	497
12	Cincinnati	26-5	447
13	Wisconsin	25-6	440
14	Creighton	24-6	384
15	North Carolina	23-8	350
16	Iowa State	23-7	269
17	Saint Louis	26-5	252
18	Oklahoma	23-8	221
19	Memphis	23-8	195
20	New Mexico	24-6	177
21	Connecticut	24-7	152
22	Michigan State	23-8	129
23	SMU	23-8	94
24	Ohio State	23-8	84
25	VCU	24-7	71

Others receiving votes: Kentucky 43, Gonzaga 32, Texas 27, Oregon 21, Southern Miss 21, Stephen F. Austin 17, Baylor 15, Iowa 10, Harvard 8, Massachusetts 8, Nebraska 5, **Pittsburgh 3**, Louisiana Tech 3, Kansas State 1, George Washington 1, Oklahoma State 1

2013-14 Opponents in Bold

OFF THE BENCH

- Virginia is outscoring opponents 715-496 in bench points, averaging 23.1 per game.
- A bench player has led the team in scoring in seven games (Tobey 18 vs. Davidson, Gill 18 vs. Navy, 13 vs. Liberty, 19 vs. SMU, 15 vs. Notre Dame and 15 at Maryland, and Anderson 23 vs. Missouri State and 16 at Florida State).

BORN TO RUN

- UVA has had a scoring run of 10-0 or better in 10 ACC games.
- Virginia had a season-high 25-0 run against Notre Dame on Feb. 22.
- UVA had four 9-0 runs in its win at Notre Dame on Jan. 28.

HOO WILL STEP UP TODAY?

- Virginia has seven players who have scored at least 15 points in an ACC game this season (Anderson, Brogdon, Gill, Harris, Mitchell, Perrantes and Tobey).
- No other ACC school has more than six players who have had a 15-point game in ACC play this season.
- Last season, only four Cavaliers (Harris, Mitchell, Anderson and Nolte) accomplished the feat.

MAKING THEM EARN

- UVA has limited five of the top six scorers in the ACC to an average of 10.4 points and 21.7 percent below their season averages.
- In 18 ACC games, UVA has held its opponents' leading scorer to an average of 10.0 points per game on 31.4 percent shooting (55-of-175). The only three players to hit or exceed their scoring averages were Clemson's K.J. McDaniels (24 points), Maryland's Dez Wells (18 points) and Florida State's Aaron Thomas (15 points).

Player	Overall	vs. Virginia
1. T.J. Warren (NCSU)	24.8 (53.2% FG)	4 pts (1-9 FG)
2. J. Parker (Duke)	19.2 (48.7% FG)	8 pts (3-11 FG)
3. O. Hanlan (BC)	18.6 (45.0% FG)	14 pts (4-10 FG)
4. L. Patterson (Pitt)	17.6 (44.6% FG)	10 pts (3-14 FG)
6. M. Paige (UNC)	17.1 (44.0% FG)	9 pts (4-14 FG)
Totals	19.4 PPG (47.6% FG)	9.0 PPG (25.9% FG)

MALCOLM BACK IN THE MIDDLE

- All-ACC honoree Malcolm Brogdon returned to action against JMU (11/8/13) after missing the 2012-13 season and the last four games of 2011-12 with a foot injury.
- Brogdon is averaging team highs in points (12.6 ppg), steals (1.3 spg) and free throw percentage (89.3%), and is second in rebounding (5.6 rpg) and 3-point field goal percentage (38.8%).
- Brogdon has tallied a career-best 18 consecutive games of double figures scoring from Jan. 4-March 9.
- Brogdon tallied a career-high 19 points, five rebounds and five assists in Virginia's ACC-clinching win over Syracuse.
- He had 18 points and a career-best four 3-pointers vs. Virginia Tech (1/25/14).
- He tallied his first career double-double with 17 points, 11 rebounds (career high) and seven assists (career high) vs. Boston College (2/5/14).
- Brogdon had his second career double-double with 14 points and 11 rebounds (career high) at Georgia Tech (2/8/14).
- In 18 ACC games, Brogdon ranked first in free throw percentage

2013-14 UNIVERSITY OF VIRGINIA CAVALIERS

No.	Name	Pos.	Ht.	Wt.	Yr.	Hometown/High School [Previous College]
0	Devon Hall	G	6-5	210	Fr.	Virginia Beach, Va./Cape Henry Collegiate
1	Justin Anderson	G	6-6	227	So.	Montross, Va./Montross Christian (Md.)
4	Maleek Frazier	G	5-10	170	Jr.	Charlottesville, Va./The Covenant School
5	Teven Jones	G	6-0	182	So.	Kannapolis, N.C./Fishburne Military School (Va.)
10	Mike Tobey	C	6-11	253	So.	Monroe, N.Y./Blair Academy (N.J.)
11	Evan Nolte	F	6-8	227	So.	Milton, Ga./Milton
12	Joe Harris	G	6-6	225	Sr.	Chelan, Wash./Chelan
13	Anthony Gill	F	6-8	230	R-So.	High Point, N.C./Charlotte Christian [South Carolina]
15	Malcolm Brogdon	G	6-5	217	R-So.	Norcross, Ga./Greater Atlanta Christian
21	Rob Vozenilek	G	6-2	190	Jr.	Richmond, Va./St. Christopher's School
23	London Perrantes	G	6-2	189	Fr.	Los Angeles, Calif./Crespi Carmelite
24	Caid Kirven	F	6-8	229	So.	Raleigh, N.C./Woodberry Forest (Va.)
25	Akil Mitchell	F	6-8	235	Sr.	Charlotte, N.C./Charlotte Christian
30	Thomas Rogers	G	6-6	206	Sr.	Farmville, Va./Fork Union Military Academy
32	Darion Atkins	F	6-8	234	Jr.	Clinton, Md./Landon School
34	Jeff Jones	F	6-6	195	Fr.	Charlottesville, Va./St. Anne's-Belfield School

Head Coach: Tony Bennett; **Associate Head Coach:** Ritchie McKay; **Assistant Coaches:** Ron Sanchez, Jason Williford
Director of Basketball Ops: Brad Soucie; **Asst. AD for Men's Basketball:** Ronnie Wideman; **Graduate Manager:** Mark Vershaw
Technology & Scouting Assistant: Marlon Stewart; **Strength and Conditioning Coach:** Mike Curtis; **Athletic Trainer:** Ethan Saliba

"Boy, That Escalated Quickly"

Run	Opponent	Date
11-0 run in 1st half	Wake Forest	Jan. 8
15-0 run in 1st half	at NC State	Jan. 11
11-0 run in 2nd half	at Duke	Jan. 13
14-0 run in 1st half	Florida State	Jan. 18
15-0 run in 1st half	Boston College	Feb. 5
13-0 run in 2nd half	at Georgia Tech	Feb. 8
12-0 run in 1st half	at Clemson	Feb. 15
10-0 run in 2nd half	at Virginia Tech	Feb. 18
25-0 run in 2nd half	Notre Dame	Feb. 22
10-0 run in 2nd half	Miami	Feb. 26

(88.8%), fourth in assist-to-turnover ration (3.4) and 12th in scoring (14.8 ppg).

LONDON CALLING

- All-ACC Freshman Team member London Perrantes (117 assists) is the fourth Cavalier freshman to record 100 assists in a season (Cory Alexander, Jeff Jones and Sean Singletary).
- Perrantes, who has started 27 games, is averaging 5.1 points, 2.3 rebounds and a team-leading 3.8 assists per game.
- Perrantes had a career-high 15 points vs. Miami (2/26/14) and career-best nine assists vs. North Carolina (1/20/14).
- Perrantes, who ranks third in the ACC in assist-to-turnover ratio (3.55) and 10th in assists (3.8 apg), has tallied five or more assists in 11 games.
- He led the ACC during league play in assist-to-turnover ratio (4.47) and ranked seventh in assists (4.22 apg).
- Perrantes went 8-of-8 from 3-point range from Feb. 22-March 9, tying a school record for consecutive made 3-pointers (Harold Deane & Mustapha Farrakhan).

ANDERSON PROVING HIS WORTH AS A SIXTH MAN

- ACC Sixth Man of the Year Justin Anderson is averaging 8.7 points and 3.4 rebounds per game off the Virginia bench.
- Anderson reached double figures in six consecutive games (Dec. 7-Jan. 8) and has led the team in scoring in five games (23 points vs. Missouri State, 16 vs. Northern Iowa, 14 points vs. Norfolk State, 11 at Tennessee and 16 at Florida State).
- Anderson earned Corpus Christi Challenge all-tournament honors after averaging 12 points in four wins during the tournament.
- He was one of two players in NCAA Division I to record 20 points, five rebounds, five blocked shots and five 3-pointers in a game last season, joining South Alabama's Mychal Ammons who also accomplished the rare feat.

TOBEY, TOBEY, TOBEY...CAN DO IT AGAIN

- Mike Tobey has shown the ability to be Virginia's go-to man, averaging 6.6 points, 4.0 rebounds and a team-leading 1.2 blocks per game.
- He tallied a season-high 18 points vs. Davidson (11/16/13) and ACC-high 16 at NC State (1/11/14) and had a career-high nine rebounds vs. VCU (11/12/13).
- Tobey has scored in double figures 10 times.

A.G. MAKING SUCCESSFUL TRANSFER

• Redshirt sophomore Anthony Gill has led UVa in scoring in six games, including 13 vs. JMU (11/8/13), 18 points against Navy (11/19/13), 13 vs. Liberty (11/23/13), a career-high 19 vs. SMU (11/29/13) and ACC highs of 15 vs. Notre Dame (2/22/14) and Maryland (3/9/14).

• Gill, who earned Corpus Christi Challenge All-Tournament honors, is shooting a team-leading 60.7 percent from the floor (88-of-145) and averaging 8.0 points and 3.8 rebounds per game this season.

• He has scored in double figures in 11 games, including five of the past nine contests.

THERE'S NO PLACE LIKE HOME

• UVa is 108-35 (.755) in eight seasons at John Paul Jones Arena.

• UVa is 70-19 (.787) at home under head coach Tony Bennett.

• UVa finished 15-2 (.882) at JPJ this season.

• UVa has won a school-best 18 consecutive ACC home games.

• Virginia's 18-game ACC winning streak is tied with Duke for the longest current streak in the league.

• Virginia went 20-2 at JPJ last season, setting a school record for home wins in a season.

• UVa's 19-game home winning streak last season marked a JPJ record.

VIRGINIA PICKED 4TH IN THE ACC

• Virginia was selected fourth in the preseason poll at ACC Operation Basketball.

• This season marked the fifth straight season Virginia finished at or higher than its predicted finish.

• Duke was the preseason favorite, followed by Syracuse, North Carolina, Virginia, Notre Dame, Pitt, Maryland, Boston College, Florida State, NC State, Georgia Tech, Miami, Wake Forest, Clemson and Virginia Tech.

HARRIS NAMED TO ALLSTATE NABC GOOD WORKS TEAM®

• Joe Harris was one of 10 players named to the 2014 Allstate NABC Good Works Team®, announced Feb. 11.

• In its second year, this preeminent community service honor recognizes college basketball players who have made a commitment to improving their communities and the lives of others.

• Harris has volunteered his time at the Charlottesville Boys and Girls Club, local elementary schools and local hospitals. He presented a "Good Eating Practices" workshop at a local elementary school and is active in Virginia's Athletes Committed to Education (ACE) program. Harris also helped organize and participate in a trip to Camp Holiday Trails, a camp for children with special health needs.

• Harris is a member of Virginia's Student-Athlete Advisory Council (SAAC), Student-Athlete Mentors (SAM) and Student-Athletes Committed to Honor (SACH). Harris will graduate this May with a degree in sociology.

RECORDS WATCH

• Joe Harris (1,607 points) needs 19 points to pass Bob McCarty (1954-56) for 13th place on UVa's all-time scoring list.

• Harris ranks second all-time at UVa in career 3-point percentage at 41.0 percent, trailing only Keith Friel (2000-01) at 42.1 percent.

• Akil Mitchell (752 rebounds) needs 10 rebounds to pass Scott McCandlish (761 from 1970-72) for 10th place on UVa's all-time rebounding list.

CAVALIERS IN THE NBA

• Former Virginia All-American Mike Scott is a member of the Atlanta Hawks. Scott, who tallied a career-high 30 points against New York on Feb. 22, has averaged 9.7 points and 3.7 rebounds in 60 games in his second season with the Hawks.

HOLDING FOES UNDER 50

• Virginia is 35-2 when holding opponents under 50 points in the Tony Bennett era.

• Virginia is 10-1 this season and went 8-0 last season when holding opponents under 50 points.

THE ELECTRIC 70s

• Virginia is 47-4 when scoring at least 70 points under Tony Bennett and 54-55 when scoring under 70 points.

VIRGINIA'S 2013-14 RECORD WHEN...

	All	ACC
Leading at the half:	18-2	10-1
Trailing at the half:	5-4	5-1
Tied at the half:	2-0	1-0
Playing Overtime	0-1	0-1
Shooting 50% or better	8-1	4-0
Shooting between 40-49.9%	13-0	9-0
Shooting less than 40%	4-5	3-2
Opponents shoot 50% or better	0-2	0-0
Opponents shoot less than 50%	25-4	16-2
UVa outrebounds its opponent	20-3	12-1
Opponent outrebounds UVa	5-3	4-1
Teams are tied in rebounds	0-0	0-0
UVa has 10 or more steals	2-0	1-0
UVa shoots 70% FT or better	9-4	6-1
UVa shoots less than 70% FT	16-2	10-1
Scoring less than 50 points	1-1	1-0
Scoring 50-59 points	2-2	1-0
Scoring 60-69 points	11-2	7-2
Scoring 70-79 points	10-1	7-0
Scoring 80-89 points	1-0	0-0
Scoring more than 90 points	0-0	0-0
Allowing fewer than 50 points	10-1	6-0
Allowing 50-59 points	10-1	7-0
Allowing 60-69 points	4-1	3-1
Allowing 70-79 points	1-1	0-0
Allowing 80-89 points	0-1	0-0
Allowing 90 or more points	0-1	0-1
Playing in John Paul Jones Arena	15-2	9-0
Playing on the road	7-4	7-2
Playing on a neutral court	3-0	0-0
Game decided by 1-4 points	3-3	2-1
Game decided by 5-10 points	4-2	3-1
Game decided by 11 or more pts	18-1	11-0
Playing at night	14-4	8-1
Playing in the afternoon	11-2	8-1
Playing on Monday	3-2	2-1
Playing on Tuesday	4-1	2-0
Playing on Wednesday	3-1	3-0
Playing on Thursday	0-0	0-0
Playing on Friday	2-0	0-0
Playing on Saturday	12-1	8-0
Playing on Sunday	2-0	2-0
Playing in November	7-1	0-0
Playing in December	2-3	0-0
Playing in January	7-1	7-1
Playing in February	8-0	8-0
Playing in March	1-1	1-1
Playing on TV	19-6	16-1
Playing Online Only	5-0	0-0

VIRGINIA IN THE POLLS

Date	AP	USA Today	Date	AP	USA Today
Nov. 4	24	25	Feb. 3	20	21
Nov. 11	25	25	Feb. 10	17	16
Nov. 18	RV	RV	Feb. 17	14	13
Nov. 25	RV	RV	Feb. 24	12	11
Dec. 2	RV	RV	March 3	5	5
Dec. 9	NR	RV	March 10	6	8
Dec. 16	NR	RV			
Dec. 23	NR	NR			
Dec. 30	NR	NR			
Jan. 6	NR	NR			
Jan. 13	RV	RV			
Jan. 20	RV	RV			
Jan. 27	RV	RV			

INDIVIDUAL CAREER RECORDS**3-POINTERS**

Rk	Name	3-PT FG's
1.	Curtis Staples (1995-98)	413
2.	Joe Harris (2011-pres.)	250
3.	Harold Deane (1994-97)	237
4.	Sean Singletary (2005-08)	222
5.	J.R. Reynolds (2004-07)	221

3-POINT FG PERCENTAGE (MIN 100 3-PT FG MADE)

Rk	Name	3FG-3FGA	3FG%
1.	Keith Friel (2000-01)	107-254	.421
2.	Joe Harris (2011-pres.)	250-610	.410
3.	Todd Billet (2003-04)	156-398	.392
4.	Curtis Staples (1995-98)	413-1079	.383
5.	Roger Mason, Jr. (2000-02)	137-365	.375

1,000 POINT SCORERS

Rk	Name	Career Points
1.	Bryant Stith (1989-92)	2,516
2.	Jeff Lamp (1978-81)	2,317
3.	Buzzy Wilkinson (1953-55)	2,233
4.	Ralph Sampson (1980-83)	2,228
5.	Sean Singletary (2005-08)	2,079
10.	Curtis Staples (1995-98)	1,757
11.	J.R. Reynolds (2004-07)	1,683
12.	John Crotty (1988-91)	1,646
13.	Bob McCarty (1954-56)	1,625
14.	Joe Harris (2011-pres.)	1,607
15.	Travis Watson (2000-03)	1,546
16.	Richard Morgan (1986-89)	1,540
17.	Mike Scott (2008-12)	1,538
18.	Donald Hand (1998-01)	1,486
19.	Othell Wilson (1981-84)	1,469

REBOUNDING

Rk	Name	Career Rebounds
1.	Ralph Sampson (1980-83)	1,511
2.	Travis Watson (2000-03)	1,115
3.	Mike Scott (2008-12)	944
4.	Junior Burrough (1992-95)	929
5.	Bryant Stith (1989-92)	859
6.	Steve Castellani (1976-79)	799
7.	Ted Jeffries (1990-93)	787
8.	Chris Williams (1999-02)	786
9.	Norman Nolan (1995-98)	765
10.	Scott McCandlish (1970-72)	761
11.	Akil Mitchell (2011-pres.)	752
12.	Marc Iavaroni (1975-78)	718
13.	Kenny Turner (1988-91)	706
14.	Olden Polynice (1984-86)	667
15.	Wally Walker (1973-76)	665

60 IS THE NEW 70

• UVA is 58-9 when scoring at least 60 points and 11-19 when scoring fewer than 60 points over the past three seasons.

STITH, WILKINS AND SALT INK LETTERS OF INTENT

• Tony Bennett announced the signings of center Jack Salt (Auckland, New Zealand), guard B.J. Stith (Lawrenceville, Va.) and forward Isaiah Wilkins (Lilburn, Ga.) to National Letters of Intent.
 • The 6-10, 240-pound Salt tallied 14 points and 16 rebounds as the Westlake Boys High School Premier Team recently defended its New Zealand School Boys AA title.
 • The 6-5, 205-pound Stith helped lead Brunswick High School to three straight Virginia High School League Division 3 State titles prior to enrolling at Oak Hill Academy for the 2013-14 season. Stith was named all-state and all-region after averaging 16 points, six rebounds and six assists per game in 2012-13. Stith, who is ranked No. 48 on Rivals.com's 2014 Prospect Ranking list, is the son of former Virginia star and NBA player Bryant Stith. Oak Hill is No. 9 in the latest USA Today rankings.
 • The 6-8, 205-pound Wilkins had 29 points, 12 rebounds and four blocked shots in leading Greater Atlanta Christian (30-0) to its third Georgia Class AA state championship in four years last Friday vs. Calhoun. Wilkins was named Region 6-AA Player of the Year and Metro Atlanta Player of the Year.

TOBEY AND BENNETT STRIKE GOLD

• Mike Tobey and Tony Bennett helped Team USA to the gold medal at the 2013 FIBA U19 World Championship in Prague, Czech Republic this summer.
 • Tobey averaged 4.8 points and 4.8 rebounds per game as the Americans finished a perfect 9-0 in the tournament.
 • Bennett served as an assistant coach under Florida and USA head coach Billy Donovan.
 • USA Basketball honored the squad as its Team of the Year.

ALL-TIME VS. ACC OPPONENTS

• Virginia is 540-693 all-time against current ACC members (10-7 vs. Boston College, 70-52 vs. Clemson, 86-53 vs. Virginia Tech, 49-116 vs. Duke, 20-22 vs. Florida State, 36-39 vs. Georgia Tech, 74-107 vs. Maryland, 6-10 vs. Miami, 51-128 vs. UNC, 60-82 vs. NC State, 7-1 vs. Notre Dame, 8-3 vs. Pittsburgh, 2-3 vs. Syracuse and 61-70 vs. Wake Forest).

VIRGINIA VS. RANKED OPPONENTS

• Virginia is 9-16 against ranked opponents, including a 2-6 mark vs. top-5 foes, in the Tony Bennett era.
 • Virginia is 124-311 vs. ranked opponents, including a 25-119 mark against top-5 foes, since 1953-54.
 • The Cavaliers are 1-26 vs. No. 1-ranked opponents (86-73 vs. No. 1 North Carolina on Jan. 30, 1986).
 • UVA is 2-3 vs. ranked opponents this season, beating then-No. 18 Pittsburgh (48-45) and then-No. 4 Syracuse (75-56).

ABOUT THE 2013-14 SCHEDULE

• Six of Virginia's opponents are currently ranked in the national polls (Duke, Syracuse, Wisconsin, North Carolina, VCU and SMU), while Tennessee and Pittsburgh received votes.
 • Twelve opponents (JMU, VCU, Davidson, Liberty, Wisconsin, NC State, Duke, North Carolina, Pittsburgh, Notre Dame, Miami and Syracuse) earned 2013 NCAA Tournament berths, while four (Norfolk State, Tennessee, Florida State and Maryland) participated in the National Invitation Tournament and two (Northern Iowa and Green Bay) in the CollegenInsider.com Tournament.

ON THE HORIZON

• Virginia will learn its NCAA Tournament fate during the NCAA Men's Division I Selection Show on Sunday, March 16 at 6 p.m. on CBS.



JOE HARRIS

G // SR // 6-6 // 225 // CHELAN, WASH.

2

No. 2 on the team in scoring at 11.4 points per game overall and 11.6 points per game in ACC play

2

No. 2 all-time at UVA in 3-point shooting percentage at 41.0 percent

2

14

No. 2 all-time at UVA with 250 3-point field goals




No. 14 all-time at UVA with 1,607 points



2014 Allstate NABC Good Works Team® Honoree
Naismith & Wooden Award Candidate

VIRGINIA CAVALIERS

2013-14 First Half Buzzer Beaters

The Cavaliers are 7-0 this season when scoring at the end of the first half

<p>Jan. 18 vs. Florida St. Joe Harris Layup UVA leads 45-26, wins 78-66</p>		<p>Feb. 10 vs. Maryland Akil Mitchell Dunk UVA trails 26-25, wins 61-53</p>
<p>Dec. 23 vs. Norfolk St. Akil Mitchell Tip-In UVA leads 32-26, wins 66-56</p>		<p>Feb. 15 at Clemson Mike Tobey Tip-In UVA leads 31-28, wins 63-58</p>
<p>Jan. 8 vs. Wake Forest Joe Harris 3-pointer UVA leads 41-24, wins 74-51</p>		<p>Feb. 5 vs. Boston College Anthony Gill Put-back Jumper UVA leads 40-21, wins 77-67</p>

Year	Record (Place)	Tournament - Round	Seed	Opp. (Seed)	Score	Year	Record (Place)	ACC Tournament - Round	Seed	Opp. (Seed)	Score
1954	1-4 (7th)	Raleigh, N.C. - Quarterfinal	8	Duke (1)	L 96-68	1984	6-8 (T-5th)	Greensboro, N.C. - Quarterfinal	6	Wake Forest (3)	L 63-51
1955	5-9 (6th)	Raleigh, N.C. - Quarterfinal Raleigh, N.C. - Semifinal	6	Maryland (3) Duke (2)	W 68-67 (ot) L 90-77 (ot)	1985	3-11 (8th)	Atlanta, Ga. - Quarterfinal	8	Georgia Tech (1)	L 55-48
1956	3-11 (T-6th)	Raleigh, N.C. - Quarterfinal	7	North Carolina (2)	L 81-77	1986	7-7 (T-4th)	Greensboro, N.C. - Quarterfinal Greensboro, N.C. - Semifinal	5	N.C. State (4) Duke (1)	W 64-62 L 75-70
1957	3-11 (T-7th)	Raleigh, N.C. - Quarterfinal	7	Maryland (2)	L 72-69	1987	8-6 (4th)	Landover, Md. - Quarterfinal Landover, Md. - Semifinal	4	Georgia Tech (5) North Carolina (1)	W 55-54 L 84-82 (2ot)
1958	6-8 (5th)	Raleigh, N.C. - Quarterfinal	5	Maryland (4)	L 70-66	1988	5-9 (6th)	Greensboro, N.C. - Quarterfinal	6	Duke (3)	L 60-48
1959	6-8 (5th)	Raleigh, N.C. - Quarterfinal Raleigh, N.C. - Semifinal	5	Maryland (4) N.C. State (1)	W 66-65 L 66-63	1989	9-5 (T-2nd)	Atlanta, Ga. - Quarterfinal Atlanta, Ga. - Semifinal	3	Clemson (6) Duke (2)	W 90-73 L 69-58
1960	1-13 (8th)	Raleigh, N.C. - Quarterfinal	8	North Carolina (1)	L 84-63	1990	6-8 (T-5th)	Charlotte, N.C. - Quarterfinal Charlotte, N.C. - Semifinal Charlotte, N.C. - Final	5	North Carolina (4) Clemson (1) Georgia Tech (2)	W 92-85 (ot) W 69-66 L 70-61
1961	2-12 (T-7th)	Raleigh, N.C. - Quarterfinal	7	Duke (2)	L 89-54	1991	6-8 (T-5th)	Charlotte, N.C. - Quarterfinal Charlotte, N.C. - Semifinal	6	Wake Forest (3) North Carolina (2)	W 70-66 L 76-71
1962	2-12 (8th)	Raleigh, N.C. - Quarterfinal	8	Wake Forest (1)	L 81-58	1992	8-8 (T-4th)	Charlotte, N.C. - Quarterfinal	5	Georgia Tech (4)	L 68-56
1963	3-11 (8th)	Raleigh, N.C. - Quarterfinal	8	Duke (1)	L 89-70	1993	9-7 (5th)	Charlotte, N.C. - Quarterfinal Charlotte, N.C. - Semifinal	5	Wake Forest (4) North Carolina (1)	W 61-57 L 74-56
1964	4-10 (T-7th)	Raleigh, N.C. - Quarterfinal	7	Wake Forest (2)	L 79-60	1994	8-8 (T-4th)	Charlotte, N.C. - Quarterfinal Charlotte, N.C. - Semifinal Charlotte, N.C. - Final	4	Maryland (5) Duke (1) North Carolina (2)	W 69-63 W 66-61 L 73-66
1965	3-11 (7th)	Raleigh, N.C. - Quarterfinal	7	N.C. State (2)	L 106-69	1995	12-4 (T-1st)	Greensboro, N.C. - Quarterfinal Greensboro, N.C. - Semifinal	4	Georgia Tech (5) Wake Forest (1)	W 77-67 L 77-68
1966	4-10 (T-6th)	Raleigh, N.C. - Quarterfinal	7	N.C. State (2)	L 86-77	1996	6-10 (7th)	Greensboro, N.C. - Quarterfinal	7	Wake Forest (2)	L 70-60
1967	4-10 (7th)	Charlotte, N.C. - Quarterfinal	7	Duke (2)	L 99-78	1997	7-9 (6th)	Greensboro, N.C. - Quarterfinal	6	North Carolina (3)	L 78-68
1968	5-9 (5th)	Charlotte, N.C. - Quarterfinal	5	South Carolina (4)	L 101-78	1998	3-13 (9th)	Greensboro, N.C. - 1st Round	9	Duke (1)	L 63-41
1969	5-9 (6th)	Charlotte, N.C. - Quarterfinal	6	Duke (3)	L 99-86	1999	4-12 (9th)	Charlotte, N.C. - 1st Round	9	Duke (1)	L 104-67
1970	3-11 (7th)	Charlotte, N.C. - Quarterfinal Charlotte, N.C. - Semifinal	7	North Carolina (2) N.C. State (3)	W 95-93 L 67-66	2000	9-7 (T-3rd)	Charlotte, N.C. - Quarterfinal	3	N.C. State (6)	L 76-65
1971	6-8 (5th)	Greensboro, N.C. - Quarterfinal Greensboro, N.C. - Semifinal	5	Wake Forest (4) North Carolina (1)	W 85-84 L 78-68	2001	9-7 (4th)	Atlanta, Ga. - Quarterfinal	4	Georgia Tech (5)	L 74-69
1972	8-4 (T-2nd)	Greensboro, N.C. - Quarterfinal Greensboro, N.C. - Semifinal	3	Wake Forest (6) Maryland (2)	W 74-65 L 62-57	2002	7-9 (T-5th)	Charlotte, N.C. - Quarterfinal	5	N.C. State (4)	L 92-72
1973	4-8 (T-4th)	Greensboro, N.C. - Quarterfinal Greensboro, N.C. - Semifinal	5	Duke (4) N.C. State (1)	W 59-55 L 63-51	2003	6-10 (T-6th)	Greensboro, N.C. - Quarterfinal	6	Duke (3)	L 83-76
1974	4-8 (4th)	Greensboro, N.C. - Quarterfinal Greensboro, N.C. - Semifinal	4	Clemson (5) N.C. State (1)	W 68-63 L 87-66	2004	6-10 (T-7th)	Greensboro, N.C. - First Round Greensboro, N.C. - Quarterfinal	8	Clemson (9) Duke (1)	W 83-79 (ot) L 84-74
1975	4-8 (5th)	Greensboro, N.C. - Quarterfinal	5	N.C. State (4)	L 91-85	2005	4-12 (T-10th)	Washington, D.C. - First Round Washington, D.C. - Quarterfinal	11	Miami (6) Duke (3)	W 66-65 L 76-64
1976	4-8 (6th)	Landover, Md. - Quarterfinal Landover, Md. - Semifinal Landover, Md. - Final	6	N.C. State (3) Maryland (2) North Carolina (1)	W 75-63 W 73-65 W 67-62	2006	7-9 (T-7th)	Greensboro, N.C. - First Round Greensboro, N.C. - Quarterfinal	7	Virginia Tech (10) North Carolina (2)	W 60-56 L 79-67
1977	2-10 (T-6th)	Greensboro, N.C. - Quarterfinal Greensboro, N.C. - Semifinal Greensboro, N.C. - Final	7	Wake Forest (2) Clemson (3) North Carolina (1)	W 59-57 W 72-60 L 75-69	2007	11-5 (T-1st)	Tampa, Fla. - Quarterfinal	2	N.C. State (10)	L 79-71
1978	6-6 (T-4th)	Greensboro, N.C. - Quarterfinal	4	Wake Forest (5)	L 72-61	2008	5-11 (10th)	Charlotte, N.C. - First Round	10	Georgia Tech (7)	L 94-76
1979	7-5 (3rd)	Greensboro, N.C. - Quarterfinal	3	N.C. State (6)	L 78-82	2009	4-12 (11th)	Atlanta, Ga. - First Round	11	Boston College (6)	L 76-63
1980	7-7 (T-5th)	Greensboro, N.C. - Quarterfinal	5	Clemson (4)	L 57-49	2010	5-11 (T-9th)	Greensboro, N.C. - First Round Greensboro, N.C. - Quarterfinal	9	Boston College (8) Duke (1)	W 68-62 L 57-46
1981	13-1 (1st)	Landover, Md. - Quarterfinal Landover, Md. - Semifinal	1	Georgia Tech (8) Maryland (4)	W 76-47 L 85-62	2011	7-9 (T-7th)	Greensboro, N.C. - First Round	8	Miami (9)	L 69-62 (ot)
1982	12-2 (T-1st)	Greensboro, N.C. - Quarterfinal Greensboro, N.C. - Semifinal Greensboro, N.C. - Final	2	Clemson (7) Wake Forest (3) North Carolina (1)	W 56-54 W 51-49 (ot) L 47-45	2012	9-7 (T-4th)	Atlanta, Ga. - Quarterfinal	4	N.C. State (5)	L 67-64
1983	12-2 (T-1st)	Atlanta, Ga. - Quarterfinal Atlanta, Ga. - Semifinal Atlanta, Ga. - Final	2	Duke (7) Georgia Tech (3) N.C. State (5)	W 109-66 W 96-67 L 81-78	2013	11-7 (T-4th)	Greensboro, N.C. - Quarterfinal	4	N.C. State (5)	L 75-56
					Totals						31-59

SERIES RECORDS IN THE ACC TOURNAMENT

Opponent	Overall	1st Round	Quarter	Semi	Final	Atlanta	Charlotte	Greensboro	Landover	Raleigh	Tampa	Wash. DC
Boston College	1-1	1-1	-	-	-	0-1	-	1-0	-	-	-	-
Clemson	6-1	1-0	3-1	2-0	-	1-0	1-0	4-1	-	-	-	-
Duke	3-15	0-2	2-10	1-3	-	1-1	1-3	1-6	-	0-4	-	0-1
Florida State	0-0	-	-	-	-	-	-	-	-	-	-	-
Georgia Tech	4-5	0-1	3-3	1-0	0-1	1-2	0-3	1-0	2-0	-	-	-
Maryland	4-4	-	3-2	1-2	-	-	1-0	0-1	1-1	2-2	-	-
Miami	1-1	1-1	-	-	-	-	-	0-1	-	-	-	1-0
North Carolina	3-11	-	2-4	0-4	1-3	-	2-3	0-5	1-1	0-2	-	-
N.C. State	2-14	-	2-9	0-4	0-1	0-2	0-3	1-5	1-0	0-3	0-1	-
Virginia Tech	1-0	1-0	-	-	-	-	-	1-0	-	-	-	-
Wake Forest	6-6	-	5-5	1-1	-	-	2-0	4-4	-	0-2	-	-
South Carolina	0-1	-	0-1	-	-	-	0-1	-	-	-	-	-
TOTALS	31-59	4-5	20-35	6-14	1-5	3-6	7-13	13-23	5-2	2-13	0-1	1-1



Official Basketball Box Score -- Game Totals -- Final Statistics
James Madison vs Virginia
 11/08/13 7 p.m. at Charlottesville, Va. (JPJ)



James Madison 41 • 0-1

##	Player	Total			3-Ptr			Rebounds			PF	TP	A	TO	Blk	Stl	Min
		FG-FGA	FG-FGA	FT-FTA	FG-FGA	FG-FGA	FT-FTA	Off	Def	Tot							
11	Andrey Semenov	f	3-12	1-5	1-2	1	4	5	1	8	0	3	1	2	30		
13	Tom Vodanovich	f	4-9	3-7	0-0	0	4	4	2	11	2	2	0	0	38		
22	Taylor Bessick	f	0-0	0-0	0-0	0	0	0	5	0	0	0	0	0	9		
02	Ron Curry	g	3-7	1-5	2-2	0	4	4	2	9	4	2	0	3	33		
04	Charles Cooke	g	4-8	1-4	0-0	0	0	0	2	9	2	1	1	1	25		
10	Jackson Kent	f	1-3	0-1	2-2	0	4	4	2	4	0	1	0	1	21		
14	Christian Piere	f	0-0	0-0	0-0	0	0	0	0	0	0	0	0	0	1		
40	Yohanny Dalembert	f	0-3	0-0	0-0	0	6	6	0	0	0	3	2	0	28		
55	Ivan Lucic	f	0-6	0-3	0-0	1	1	2	1	0	0	1	0	0	15		
Team						0	2	2									
Totals			15-48	6-25	5-6	2	25	27	15	41	8	13	4	7	200		

FG % 1st Half: 5-25 20.0% 2nd half: 10-23 43.5% Game: 15-48 31.3% Deadball Rebounds 1
 3FG % 1st Half: 3-14 21.4% 2nd half: 3-11 27.3% Game: 6-25 24.0%
 FT % 1st Half: 1-2 50.0% 2nd half: 4-4 100.0% Game: 5-6 83.3%

Virginia 61 • 1-0

##	Player	Total			3-Ptr			Rebounds			PF	TP	A	TO	Blk	Stl	Min
		FG-FGA	FG-FGA	FT-FTA	FG-FGA	FG-FGA	FT-FTA	Off	Def	Tot							
13	Anthony Gill	f	5-5	0-0	3-5	0	2	2	0	13	0	1	1	0	20		
25	Akil Mitchell	f	3-7	0-0	1-4	1	2	3	1	7	3	0	0	0	22		
01	Justin Anderson	g	2-6	0-4	1-3	0	3	3	1	5	1	3	0	1	19		
12	Joe Harris	g	2-6	1-4	0-0	1	6	7	0	5	1	2	0	0	25		
15	Malcolm Brogdon	g	3-6	3-4	0-0	0	6	6	1	9	1	2	0	2	26		
04	Maleek Frazier	g	0-0	0-0	0-0	0	0	0	0	0	0	0	0	0	1		
05	Teven Jones	g	0-2	0-1	0-0	0	0	0	2	0	0	0	0	0	6		
10	Mike Tobey	g	5-9	0-0	0-0	3	0	3	0	10	1	1	0	0	18		
11	Evan Nolte	g	1-4	0-3	0-0	0	1	1	3	2	0	0	0	1	16		
21	Rob Vozenilek	g	0-0	0-0	0-0	0	0	0	0	0	0	0	0	0	1		
23	London Perrantes	g	0-2	0-1	2-2	0	2	2	2	2	1	0	0	2	25		
24	Caid Kirven	g	0-0	0-0	0-0	0	0	0	0	0	0	0	0	0	1		
30	Thomas Rogers	g	0-2	0-1	0-0	0	1	1	0	0	0	0	0	0	1		
32	Darion Atkins	g	4-10	0-0	0-0	4	7	11	2	8	1	0	0	1	18		
34	Jeff Jones	g	0-1	0-0	0-0	0	1	1	0	0	0	0	0	0	1		
Team						5	0	5									
Totals			25-60	4-18	7-14	14	31	45	12	61	9	9	1	7	200		

FG % 1st Half: 12-27 44.4% 2nd half: 13-33 39.4% Game: 25-60 41.7% Deadball Rebounds 3
 3FG % 1st Half: 3-11 27.3% 2nd half: 1-7 14.3% Game: 4-18 22.2%
 FT % 1st Half: 5-7 71.4% 2nd half: 2-7 28.6% Game: 7-14 50.0%

Officials: Roger Ayers (R), Tim Ebersole, Jeff Nichols
 Technical fouls: James Madison-None. Virginia-None.
 Attendance: 11934
 JMU: Bessick fouled out at 11:47 (II)

Score by periods	1st	2nd	Total
James Madison	14	27	41
Virginia	32	29	61

Last FG - JMU 2nd-02:59, VA 2nd-01:58.
 Largest lead - JMU None, VA by 25 2nd-10:43.

Score tied - 1 time.
 Lead changed - 0 times.

Official Basketball Box Score -- Game Totals -- Final Statistics
Virginia vs Davidson
 11/16/13 12:00 PM at Charlotte, N.C. - TWC Arena

Virginia 70 • 2-1

##	Player	Total			3-Ptr			Rebounds			PF	TP	A	TO	Blk	Stl	Min
		FG-FGA	FG-FGA	FT-FTA	FG-FGA	FG-FGA	FT-FTA	Off	Def	Tot							
12	Joe Harris	*	0-4	0-2	1-2	2	2	4	1	1	1	3	1	2	30		
13	Anthony Gill	*	2-4	0-0	1-3	1	0	1	3	5	0	3	0	0	17		
15	Malcolm Brogdon	*	7-10	1-1	2-2	1	6	7	3	17	2	1	1	2	29		
23	London Perrantes	*	1-5	1-4	2-2	0	2	2	0	5	5	0	0	0	32		
25	Akil Mitchell	*	4-5	0-0	3-4	3	6	9	2	11	0	6	0	1	24		
01	Justin Anderson	*	3-5	2-3	4-4	0	8	8	2	12	1	1	0	0	24		
05	Teven Jones	*	0-0	0-0	0-0	0	0	0	0	0	0	0	0	0	4		
10	Mike Tobey	*	8-11	0-0	2-2	5	2	7	1	18	0	3	2	1	26		
11	Evan Nolte	*	0-1	0-1	1-2	0	0	0	1	1	0	0	0	0	4		
24	Caid Kirven	*	0-0	0-0	0-0	0	0	0	0	0	0	0	0	0	1		
30	Thomas Rogers	*	0-0	0-0	0-0	0	0	0	0	0	0	0	0	0	1		
32	Darion Atkins	*	0-3	0-0	0-0	2	2	4	0	0	1	0	0	0	8		
Team						0	0	0									
Totals			25-48	4-11	16-21	14	28	42	13	70	10	17	4	6	200		

FG % 1st Half: 13-24 54.2% 2nd half: 12-24 50.0% Game: 25-48 52.1% Deadball Rebounds 2
 3FG % 1st Half: 2-6 33.3% 2nd half: 2-5 40.0% Game: 4-11 36.4%
 FT % 1st Half: 1-3 33.3% 2nd half: 15-18 83.3% Game: 16-21 76.2%

Davidson 57 • 0-3

##	Player	Total			3-Ptr			Rebounds			PF	TP	A	TO	Blk	Stl	Min
		FG-FGA	FG-FGA	FT-FTA	FG-FGA	FG-FGA	FT-FTA	Off	Def	Tot							
03	SULLIVAN, Brian	*	5-11	3-8	0-0	1	0	1	1	13	1	2	0	1	38		
04	KALINOSKI, Tyler	*	4-8	3-4	2-2	7	4	11	1	13	3	1	0	2	37		
23	DRONEY, Tom	*	3-8	2-5	1-2	2	3	5	4	9	2	4	0	0	33		
24	BROOKS, De'Mon	*	4-15	2-3	3-4	3	0	3	4	13	1	3	1	2	36		
35	CZERAPOWICZ, Chris	*	2-12	1-6	1-2	2	2	4	1	6	2	1	0	0	29		
05	BARHAM, Jordan	*	1-1	0-0	1-2	0	0	0	2	3	0	0	0	3	6		
12	GIBBS, Jack	*	0-4	0-2	0-0	0	1	1	0	0	0	0	0	1	10		
13	AASE, Joe	*	0-1	0-1	0-0	0	0	0	0	0	0	0	0	0	3		
22	MACKAY, Ali	*	0-0	0-0	0-0	0	0	0	3	0	0	0	0	0	3		
40	MCAULIFFE, Andrew	*	0-2	0-0	0-0	0	1	1	0	0	0	1	1	0	5		
Team						3	1	4									
Totals			19-62	11-29	8-12	18	12	30	16	57	9	12	2	9	200		

FG % 1st Half: 10-30 33.3% 2nd half: 9-32 28.1% Game: 19-62 30.6% Deadball Rebounds 1
 3FG % 1st Half: 7-17 41.2% 2nd half: 4-12 33.3% Game: 11-29 37.9%
 FT % 1st Half: 0-0 0.0% 2nd half: 8-12 66.7% Game: 8-12 66.7%

Officials: Gary Maxwell, Alan Spainhour, Tony Dawkins
 Technical fouls: Virginia-None. Davidson-None.
 Attendance: 5216

Score by periods	1st	2nd	Total
Virginia	29	41	70
Davidson	27	30	57



Official Basketball Box Score -- Game Totals -- Final Statistics
VCU vs Virginia
 11/12/13 7 p.m. at Charlottesville, Va. (JPJ)



VCU 59 • 2-0

##	Player	Total			3-Ptr			Rebounds			PF	TP	A	TO	Blk	Stl	Min
		FG-FGA	FG-FGA	FT-FTA	FG-FGA	FG-FGA	FT-FTA	Off	Def	Tot							
04	Terrance Shannon	f	1-3	0-0	1-5	0	1	1	4	3	0	0	1	0	19		
15	Juvonte Reddic	f	4-6	1-1	0-0	1	4	5	4	9	1	1	0	1	22		
02	Briante Weber	g	2-6	0-1	0-2	0	4	4	2	4	2	2	0	2	38		
11	Rob Brandenberg	g	3-8	1-2	0-0	1	1	2	2	7	3	1	0	3	25		
21	Treveen Graham	g	8-15	2-5	4-7	0	3	3	1	22	1	2	0	2	32		
01	JeQuan Lewis	g	2-5	0-0	1-1	0	2	2	1	5	0	2	0	0	12		
05	Doug Brooks	g	0-1	0-1	0-0	0	1	1	0	0	0	0	0	0	1		
12	Mo Alie-Cox	g	0-1	0-0	0-0	0	1	1	3	0	0	0	0	0	11		
20	Jordan Burgess	g	2-5	1-3	0-0	0	1	1	4	5	0	2	0	0	17		
23	Jarred Guest	g	0-2	0-0	0-0	1	1	2	2	4	0	1	1	1	10		
32	Melvin Johnson	g	2-6	0-1	0-0	1	1	2	4	4	0	2	0	0	13		
Team						4	0	4									
Totals			24-58	5-14	6-15	8	20	28	27	59	7	13	2	9	200		

FG % 1st Half: 9-27 33.3% 2nd half: 15-31 48.4% Game: 24-58 41.4% Deadball Rebounds 4.2
 3FG % 1st Half: 1-4 25.0% 2nd half: 4-10 40.0% Game: 5-14 35.7%
 FT % 1st Half: 5-8 62.5% 2nd half: 1-7 14.3% Game: 6-15 40.0%

Virginia 56 • 1-1

##	Player	Total			3-Ptr			Rebounds			PF	TP	A	TO	Blk	Stl	Min
----	--------	-------	--	--	-------	--	--	----------	--	--	----	----	---	----	-----	-----	-----



Official Basketball Box Score -- Game Totals -- Final Statistics
Liberty vs Virginia
 11/23/13 4 p.m. at Charlottesville, Va. (JPJ)



Liberty 53 • 1-4

##	Player	F	Total			3-Ptr			Rebounds			PF	TP	A	TO	Blk	Stl	Min
			FG-FGA	FG-FGA	FT-FTA	FG-FGA	FG-FGA	FT-FTA	Off	Def	Tot							
11	Andrew Smith	f	1-3	0-0	4-4	0	2	2	2	6	1	2	1	0	0	0	23	
12	Tomasz Gielo	f	2-4	2-2	0-0	0	5	5	3	6	0	2	0	1	0	0	31	
32	Jr Coronado	f	0-1	0-0	0-0	2	1	3	3	0	1	2	0	0	0	0	21	
01	Davon Marshall	g	4-12	3-8	4-4	0	3	3	0	15	3	3	0	0	0	0	36	
33	John Caleb Sanders	g	3-5	2-4	0-0	0	4	4	3	8	2	4	0	0	0	0	24	
00	Devon Pekas	g	0-0	0-0	0-0	0	0	0	0	0	0	0	0	0	0	0	1	
03	Casey Roberts	g	0-0	0-0	0-0	0	0	0	0	0	0	1	0	0	0	0	3	
04	Wesley Alcegaire	g	1-1	0-0	0-0	0	1	1	0	2	0	0	0	0	0	0	2	
10	Chad Donley	g	0-1	0-0	0-0	0	0	0	0	0	0	0	0	0	0	0	2	
15	Ethan Layer	g	0-0	0-0	0-0	0	0	0	0	0	0	1	0	0	0	0	7	
21	Joel Vander Pol	g	1-3	0-0	0-0	0	3	3	1	2	0	2	0	2	0	1	12	
23	Joe Retic	g	0-4	0-0	2-2	0	1	1	0	2	2	2	0	2	0	2	16	
24	Antwan Burrus	g	5-10	0-0	2-2	3	0	3	1	12	0	0	0	0	0	0	23	
42	Sommy Ogukwe	g	0-0	0-0	0-0	0	0	0	0	0	0	0	0	0	0	0	1	
Team						3	0	3	0	0	0	0	0	0	0	0	0	
Totals			17-44	7-14	12-12	8	20	28	12	53	9	19	1	4	1	4	202	
FG % 1st Half:			9-21	42.9%	2nd half:	8-23	34.8%	Game:	17-44	38.6%							Deadball	
3FG % 1st Half:			4-7	57.1%	2nd half:	3-7	42.9%	Game:	7-14	50.0%							Rebounds	
FT % 1st Half:			4-4	100.0%	2nd half:	8-8	100.0%	Game:	12-12	100.0%							0	

Virginia 75 • 4-1

##	Player	F	Total			3-Ptr			Rebounds			PF	TP	A	TO	Blk	Stl	Min
			FG-FGA	FG-FGA	FT-FTA	FG-FGA	FG-FGA	FT-FTA	Off	Def	Tot							
10	Mike Tobey	f	1-3	0-0	0-0	1	3	4	1	2	0	0	1	0	0	0	17	
25	Akil Mitchell	f	4-7	0-0	0-0	0	3	3	2	8	2	0	0	3	0	0	19	
12	Joe Harris	g	3-9	1-4	2-2	1	3	4	2	9	2	0	0	0	0	0	24	
15	Malcolm Brogdon	g	5-9	2-5	0-0	0	2	2	1	12	1	2	0	1	0	0	26	
23	London Perrantes	g	1-4	1-2	0-0	0	0	0	4	3	6	0	0	0	0	0	24	
01	Justin Anderson	g	3-8	2-5	1-2	3	2	5	0	9	4	1	0	1	0	1	17	
04	Malek Frazier	g	0-0	0-0	0-0	0	0	0	1	0	1	0	0	0	0	0	3	
05	Teven Jones	g	0-0	0-0	0-0	0	0	0	0	0	0	0	0	0	0	0	3	
11	Evan Nolte	g	2-3	2-3	0-0	0	0	0	0	6	1	0	0	2	0	0	12	
13	Anthony Gill	g	6-10	0-0	1-2	1	1	2	0	13	2	0	2	1	0	0	22	
21	Rob Vozenilek	g	1-1	0-0	0-0	0	0	0	1	2	0	1	1	0	0	0	4	
24	Caid Kirven	g	0-0	0-0	0-0	0	0	0	0	0	0	0	0	0	0	0	4	
30	Thomas Rogers	g	1-1	1-1	1-2	0	1	1	1	4	0	1	0	0	0	0	4	
32	Darion Atkins	g	3-6	0-0	1-3	6	3	9	1	7	2	3	0	0	0	0	20	
34	Jeff Jones	g	0-1	0-1	0-0	0	0	0	0	0	0	1	0	0	0	0	3	
Team						4	1	5	0	0	0	0	0	0	0	0	0	
Totals			30-62	9-21	6-11	16	19	35	14	75	21	9	4	8	0	0	202	
FG % 1st Half:			12-30	40.0%	2nd half:	18-32	56.3%	Game:	30-62	48.4%							Deadball	
3FG % 1st Half:			5-11	45.5%	2nd half:	4-10	40.0%	Game:	9-21	42.9%							Rebounds	
FT % 1st Half:			3-5	60.0%	2nd half:	3-6	50.0%	Game:	6-11	54.5%							1	

Officials: Raymond Styns (R), William Humes, Tony Dawkins
 Technical fouls: Liberty-TEAM, Virginia-None.
 Attendance: 10941
 Technical foul on Liberty bench at 3:32 (I)

Score by periods	1st	2nd	Total
Liberty	26	27	53
Virginia	32	43	75

Last FG - LIBERTY 2nd-00:14, VA 2nd-01:19.
 Largest lead - LIBERTY None, VA by 32 2nd-03:32.

	Points	In	Off	2nd	Fast	Bench
		Paint	T/O	Chance	Break	
LIBERTY	16	12	11	2	18	41
VA	32	33	22	10	18	18

Score tied - 1 time.
 Lead changed - 0 times.



Official Basketball Box Score -- Game Totals -- Final Statistics
Hampton vs Virginia
 11/26/13 7 p.m. at Charlottesville, Va. (JPJ)



Hampton 40 • 2-4

##	Player	F	Total			3-Ptr			Rebounds			PF	TP	A	TO	Blk	Stl	Min
			FG-FGA	FG-FGA	FT-FTA	FG-FGA	FG-FGA	FT-FTA	Off	Def	Tot							
05	Emmanuel Okoroba	f	4-6	0-0	0-0	0	4	4	3	8	0	7	1	1	0	0	29	
10	Du'Vaughn Maxwell	f	1-4	0-0	0-0	0	1	1	2	2	0	0	0	0	0	0	10	
21	Ron Powers	g	3-12	0-2	0-0	0	1	1	1	6	2	4	0	0	0	0	33	
14	Brian Darden	g	0-2	0-1	0-0	0	0	0	1	0	0	2	0	0	0	0	14	
21	Ke'Ron Brown	g	0-2	0-0	1-2	0	3	3	3	1	0	0	0	1	0	0	28	
04	Lawrence Cooks	g	0-2	0-1	0-0	0	0	0	1	0	0	1	0	1	0	0	7	
22	Miles Jackson	g	0-1	0-0	0-0	1	0	1	0	1	0	0	0	0	0	0	2	
23	Dwight Meikle	g	5-11	0-2	2-2	1	3	4	3	12	2	1	6	2	0	0	27	
24	Ramon Mercado	g	3-7	2-5	1-2	1	1	2	1	9	0	0	0	1	0	0	22	
25	Reggie Price	g	0-3	0-3	0-0	0	0	0	1	0	0	1	0	0	0	0	13	
32	Adams Dionte	g	1-2	0-0	0-0	0	1	1	2	2	0	1	1	0	0	0	11	
33	Phillip Reed	g	0-0	0-0	0-0	0	0	0	0	0	0	0	0	0	0	0	4	
Team						2	2	4	0	0	0	0	0	0	0	0	0	
Totals			17-52	2-14	4-6	5	16	21	18	40	4	17	8	7	0	0	200	
FG % 1st Half:			9-26	34.6%	2nd half:	8-26	30.8%	Game:	17-52	32.7%							Deadball	
3FG % 1st Half:			0-4	0.0%	2nd half:	2-10	20.0%	Game:	2-14	14.3%							Rebounds	
FT % 1st Half:			1-1	100.0%	2nd half:	3-5	60.0%	Game:	4-6	66.7%							1.1	

Virginia 69 • 5-1

##	Player	F	Total			3-Ptr			Rebounds			PF	TP	A	TO	Blk	Stl	Min
			FG-FGA	FG-FGA	FT-FTA	FG-FGA	FG-FGA	FT-FTA	Off	Def	Tot							
25	Akil Mitchell	f	0-3	0-1	2-4	1	3	4	1	2	1	2	1	0	0	0	0	16
10	Mike Tobey	c	1-6	0-0	2-2	0	3	3	3	4	0	3	2	0	0	0	15	
12	Joe Harris	g	7-7	4-4	2-3	1	1	2	2	20	3	2	0	2	0	0	20	
15	Malcolm Brogdon	g	2-4	1-1	0-0	0	4	4	2	5	1	0	0	2	0	0	25	
23	London Perrantes	g	0-2	0-0	0-0	1	5	6	2	0	4	0	0	1	0	0	23	
01	Justin Anderson	g	4-6	2-3	2-4	1	3	4	0	12	1	1	3	2	0	0	21	
04	Malek Frazier	g	0-1	0-0	0-0	0	0	0	0	0	0	1	0	0	0	0	4	
05	Teven Jones	g	0-2	0-0	1-3	0	0	0	1	1	1	0	0	0	0	0	10	
11	Evan Nolte	g	1-3	0-2	2-3	0	1	1	1	4	0	1	0	0	0	0	14	
13	Anthony Gill	g	3-5	0-0	1-1	1	3	4	2	7	2	4	0	0	0	0	20	
21	Rob Vozenilek	g	1-1	1-1	0-1	1	4	5	0	3	2	1	0	0	0	0	9	
24	Caid Kirven	g	1-1	0-0	0-0	0	0	0	0	2	0	0	0	0	0	0	5	
30	Thomas Rogers	g	0-0	0-0	0-0	0	0	0	0	0	0	3	0	0	0	0	4	
32	Darion Atkins	g	3-5	0-0	1-1	2	3	5	0	7	2	0	0	1	0	0	20	
34	Jeff Jones	g	1-1	0-0	0-1	0	1	1	0	2	0	0	0	0	0	0	4	
Team						3	0	3	0	0	0	0	0	0	0	0	0	
Totals			24-47	8-12	13-23	11	31	42	14									



Official Basketball Box Score -- Game Totals -- Final Statistics
Wisconsin vs Virginia
12/04/13 7 p.m. at Charlottesville, Va. (JPJ)



Wisconsin 48 • 9-0

#	Player	Total			3-Ptr			Rebounds			PF	TP	A	TO	Blk	Stl	Min
		FG-FGA	FG-FGA	FT-FTA	FG-FGA	FG-FGA	FT-FTA	Off	Def	Tot							
15	Sam Dekker	f	1-8	0-4	5-8	2	3	5	1	7	0	0	0	0	0	30	
44	Frank Kaminsky	f	4-11	0-4	1-2	6	12	2	9	1	2	2	2	3	31		
01	Ben Brust	g	3-9	2-7	0-0	1	7	8	1	8	1	1	0	1	36		
12	Traevon Jackson	g	3-13	0-2	2-4	1	3	4	1	8	4	2	0	2	34		
21	Josh Gasser	g	2-2	2-2	5-6	0	5	5	3	11	0	2	0	0	35		
10	Nigel Hayes	g	1-3	0-0	0-0	1	1	2	3	2	0	0	2	0	9		
13	Duje Dukan	g	1-4	1-3	0-0	0	1	1	2	3	0	0	0	0	11		
24	Bronson Koenig	g	0-2	0-1	0-0	0	1	1	1	0	1	0	0	0	14		
Team						1	1	2									
Totals			15-52	5-23	13-20	12	28	40	14	48	7	7	4	5	200		
FG % 1st Half: 8-25		32.0%	2nd half: 7-27		25.9%	Game: 15-52		28.8%							Deadball Rebounds		
3FG % 1st Half: 2-10		20.0%	2nd half: 3-13		23.1%	Game: 5-23		21.7%							3		
FT % 1st Half: 7-8		87.5%	2nd half: 6-12		50.0%	Game: 13-20		65.0%									

Virginia 38 • 7-2

#	Player	Total			3-Ptr			Rebounds			PF	TP	A	TO	Blk	Stl	Min
		FG-FGA	FG-FGA	FT-FTA	FG-FGA	FG-FGA	FT-FTA	Off	Def	Tot							
13	Anthony Gill	f	1-3	0-0	4-4	0	6	6	2	6	0	1	0	0	0	20	
25	Akil Mitchell	f	2-6	0-0	1-2	1	2	3	3	5	0	0	0	1	22		
12	Joe Harris	g	1-10	0-4	0-0	0	2	2	4	2	4	1	0	2	33		
15	Malcolm Brogdon	g	1-7	0-2	3-4	1	6	7	2	5	2	2	0	1	29		
23	London Perrantes	g	2-5	1-1	3-3	0	2	2	1	8	0	2	0	1	31		
01	Justin Anderson	g	0-4	0-2	2-2	0	7	7	3	2	0	0	2	0	28		
10	Mike Tobey	g	3-7	0-0	1-2	3	1	4	1	7	0	1	2	0	15		
11	Evan Nolte	g	0-3	0-2	0-0	0	0	0	0	0	0	0	0	0	10		
32	Darion Atkins	g	1-2	0-0	1-2	1	0	1	2	3	0	3	2	0	12		
Team						2	0	2									
Totals			11-47	1-11	15-19	8	26	34	18	38	6	10	6	5	200		
FG % 1st Half: 8-27		29.6%	2nd half: 3-20		15.0%	Game: 11-47		23.4%							Deadball Rebounds		
3FG % 1st Half: 1-6		16.7%	2nd half: 0-5		0.0%	Game: 1-11		9.1%							3		
FT % 1st Half: 3-5		60.0%	2nd half: 12-14		85.7%	Game: 15-19		78.9%									

Officials: Karl Hess (R), Mike Eades, Brian Dorsey
Technical fouls: Wisconsin-None. Virginia-None.
Attendance: 11142
ACC/Big Ten Challenge

Score by periods	1st	2nd	Total
Wisconsin	25	23	48
Virginia	20	18	38

Last FG - WIS 2nd-06:24, VA 2nd-09:03.
Largest lead - WIS by 14 2nd-10:43, VA by 4 1st-16:25.

Score tied - 4 times.
Lead changed - 6 times.

Official Basketball Box Score -- Game Totals -- Final Statistics
Virginia vs Green Bay
12/7/13 4:05 PM at Green Bay, Wis. (Resch Center)

Virginia 72 • 7-3

#	Player	Total			3-Ptr			Rebounds			PF	TP	A	TO	Blk	Stl	Min
		FG-FGA	FG-FGA	FT-FTA	FG-FGA	FG-FGA	FT-FTA	Off	Def	Tot							
13	Anthony Gill	f	5-6	0-0	2-2	4	1	5	2	12	0	2	0	0	0	21	
25	Akil Mitchell	f	2-2	0-0	6-7	1	4	5	3	10	1	3	1	0	32		
12	Joe Harris	g	5-9	1-4	1-3	2	1	3	3	12	1	0	0	1	25		
15	Malcolm Brogdon	g	5-14	3-8	4-4	0	6	6	3	17	2	2	0	0	32		
23	London Perrantes	g	1-3	0-2	2-3	0	1	1	1	4	4	3	0	1	28		
01	Justin Anderson	g	3-8	1-2	3-4	0	2	2	3	10	3	2	1	0	25		
05	Teven Jones	g	1-2	0-1	0-0	0	0	0	0	2	0	0	0	0	5		
10	Mike Tobey	g	1-2	0-0	1-2	2	3	5	1	3	0	2	1	0	15		
11	Evan Nolte	g	0-0	0-0	2-2	0	0	0	1	2	0	0	0	0	9		
32	Darion Atkins	g	0-0	0-0	0-0	0	1	1	2	0	0	0	0	0	8		
Team						1	2	3									
Totals			23-46	5-17	21-27	10	21	31	19	72	11	14	3	3	200		
FG % 1st Half: 9-18		50.0%	2nd half: 14-28		50.0%	Game: 23-46		50.0%							Deadball Rebounds		
3FG % 1st Half: 3-8		37.5%	2nd half: 2-9		22.2%	Game: 5-17		29.4%							1		
FT % 1st Half: 10-10		100.0%	2nd half: 11-17		64.7%	Game: 21-27		77.8%									

Green Bay 75 • 5-2

#	Player	Total			3-Ptr			Rebounds			PF	TP	A	TO	Blk	Stl	Min
		FG-FGA	FG-FGA	FT-FTA	FG-FGA	FG-FGA	FT-FTA	Off	Def	Tot							
04	FOUSE, Jordan	f	3-5	0-0	0-0	1	5	6	3	6	1	1	1	8	35		
15	MAYS, Greg	f	8-14	1-2	7-10	1	4	5	1	24	1	0	0	0	31		
21	BROWN, Alec	c	4-7	1-3	0-0	0	1	1	4	9	0	1	1	1	25		
10	HUMPHREY, Josh	g	1-2	0-0	0-0	1	0	1	0	2	0	2	0	0	17		
24	SYKES, Keifer	g	6-10	2-3	7-8	2	0	2	1	21	10	2	0	1	38		
05	FULTON, Lamin	g	0-1	0-1	0-0	0	0	0	1	0	1	0	0	0	5		
12	LOVE, Carrington	g	3-5	3-4	1-2	0	2	2	4	10	2	1	0	2	22		
35	GARRETT, Vince	g	0-6	0-1	0-0	0	0	0	3	0	1	0	0	0	15		
45	LOWE, Kenneth	g	1-1	0-0	1-1	1	0	1	3	3	2	1	0	0	12		
Team						2	5	7									
Totals			26-51	7-14	16-21	8	17	25	20	75	18	8	2	12	200		
FG % 1st Half: 14-25		56.0%	2nd half: 12-26		46.2%	Game: 26-51		51.0%							Deadball Rebounds		
3FG % 1st Half: 3-4		75.0%	2nd half: 4-10		40.0%	Game: 7-14		50.0%							1		
FT % 1st Half: 6-8		75.0%	2nd half: 10-13		76.9%	Game: 16-21		76.2%									

Officials: Sean Hull, Tim Kelly, Jerry Heater
Technical fouls: Virginia-None. Green Bay-None.
Attendance: 6491

Score by periods	1st	2nd	Total
Virginia	31	41	72
Green Bay	37	38	75

Last FG - VA 2nd-00:59, GB 2nd-01:16.
Largest lead - VA by 5 1st-16:27, GB by 13 2nd-16:23.

Score tied - 8 times.
Lead changed - 14 times.

Official Basketball Box Score -- Game Totals -- Final Statistics
Northern Iowa vs Virginia
12/21/13 4 p.m. at Charlottesville, Va. (JPJ)



Northern Iowa 43 • 5-6

#	Player	Total			3-Ptr			Rebounds			PF	TP	A	TO	Blk	Stl	Min
		FG-FGA	FG-FGA	FT-FTA	FG-FGA	FG-FGA	FT-FTA	Off	Def	Tot							
04	Chip Rank	f	0-3	0-3	0-0	0	2	2	0	0	0	0	0	0	0	16	
10	Seth Tuttle	f	6-18	0-3	2-3	7	4	11	3	14	0	3	1	0	28		
01	Deon Mitchell	g	4-9	0-2	0-0	2	3	5	3	8	1	5	0	1	31		
05	Matt Bohannon	g	0-5	0-4	0-0	0	0	0	1	0	0	0	0	1	13		
11	Wes Washpun	g	4-7	0-0	1-4	0	5	5	2	9	1	4	1	0	36		
03	Ted Friedman	g	0-0	0-0	0-0	0	1	1	0	0	0	0	0	0	2		
12	Marvin Singleton	g	0-1	0-0	0-0	0	0	0	1	0	0	0	0	0	4		
14	Nate Buss	g	3-11	1-4	0-0	1	5	6	4	7	1	0	0	0	31		
20	Jeremy Morgan	g	1-3	1-2	0-0	1	0	1	2	3	0	0	0	0	24		
21	Matt Morrison	g	0-1	0-0	0-0	0	0	0	0	0	0	0	0	0	1		
24	Max Martino	g	1-2	0-1	0-0	1	2	3	3	2	0	1	0	0	14		
Team						2	2	4									
Totals			19-60	2-19	3-7	14	24	38	19	43	3	13	2	2	200		
FG % 1st Half: 7-27		25.9%	2nd half: 12-33		36.4%	Game: 19-60		31.7%							Deadball Rebounds		
3FG % 1st Half: 1-10		10.0%	2nd half: 1-9		11.1%	Game: 2-19		10.5%							1		
FT % 1st Half: 1-1		100.0%	2nd half: 2-6		33.3%	Game: 3-7		42.9%									

Virginia 57 • 8-3

#	Player	Total			3-Ptr			Rebounds			PF	TP	A	TO	Blk	Stl	Min
		FG-FGA	FG-FGA	FT-FTA	FG-FGA	FG-FGA	FT-FTA	Off	Def	Tot							
25	Akil Mitchell	f	2-6	0-0	0-4	3	4	7	0	4	2	4	0	2	23		
32	Darion Atkins	f	4-10	0-0	0-0	3	2										

Official Basketball Box Score -- Game Totals -- Final Statistics
Virginia vs Tennessee
12/30/13 7:00 p.m. at Knoxville, Tenn. (Thompson-Boling Arena)



Virginia 52 • 9-4

#	Player	Total			3-Ptr			Rebounds			PF	TP	A	TO	Blk	Stl	Min
		FG	FGA	FT	FTA	FG	FGA	FT	FTA	Off							
25	Akil Mitchell	f	2-7	0-0	0-0	6	3	9	1	4	0	1	0	0	0	21	
32	Darion Atkins	f	0-0	0-0	2-2	0	1	1	2	2	0	0	1	0	7		
01	Justin Anderson	g	4-11	0-3	3-5	0	2	2	2	11	2	2	2	0	24		
12	Joe Harris	g	2-9	1-4	2-2	0	1	1	2	7	1	3	0	0	31		
15	Malcolm Brogdon	g	0-5	0-2	0-0	2	4	6	2	0	2	2	0	0	21		
05	Teven Jones	g	0-0	0-0	2-2	0	0	0	0	2	1	0	0	0	7		
10	Mike Tobey	g	5-10	0-0	0-0	3	4	7	2	10	0	0	2	0	29		
11	Evan Nolte	g	1-2	1-2	4-4	0	1	1	1	7	0	2	0	0	10		
13	Anthony Gill	g	3-4	0-0	1-2	0	3	3	4	7	0	1	0	0	22		
23	London Perrantes	g	1-7	0-1	0-0	1	1	2	3	2	2	1	0	0	28		
	Team					1	0	1									
	Totals		18-55	2-12	14-17	13	20	33	19	52	8	12	5	2	200		

FG % 1st Half: 9-28 32.1% 2nd half: 9-27 33.3% Game: 18-55 32.7% Deadball Rebounds 1
 3FG % 1st Half: 1-6 16.7% 2nd half: 1-6 16.7% Game: 2-12 16.7%
 FT % 1st Half: 7-9 77.8% 2nd half: 7-8 87.5% Game: 14-17 82.4%

Tennessee 87 • 8-4

#	Player	Total			3-Ptr			Rebounds			PF	TP	A	TO	Blk	Stl	Min
		FG	FGA	FT	FTA	FG	FGA	FT	FTA	Off							
05	Stokes, Jarnell	f	4-10	0-0	12-14	2	3	5	1	20	1	0	0	0	33		
34	Maymon, Jeronne	f	2-6	0-0	2-2	1	4	5	3	6	2	3	0	2	24		
01	Richardson, Josh	g	8-9	4-4	0-0	0	2	2	3	20	1	2	2	1	21		
02	Barton, Antonio	g	5-6	3-4	1-1	1	4	5	1	14	2	0	0	0	27		
52	McRae, Jordan	g	6-10	3-4	6-6	2	3	5	1	21	5	0	1	2	31		
03	Hubbs III, Robert	g	1-6	1-2	0-0	0	0	0	1	3	2	0	0	0	17		
04	Moore, Armani	g	0-0	0-0	0-0	0	1	1	0	0	0	0	0	0	1		
10	Ndiaye, Rawane	g	0-0	0-0	0-0	0	0	0	1	0	0	0	0	0	3		
15	Thompson, Darius	g	1-1	0-0	0-0	0	2	2	3	2	2	0	0	0	13		
21	Davis, A.J.	g	0-3	0-1	0-0	0	0	0	3	0	0	0	0	0	18		
23	Reese, Derek	g	0-3	0-3	1-2	2	7	9	1	1	3	1	0	0	10		
32	Edwards, D'Montre	g	0-0	0-0	0-0	0	0	0	0	0	0	0	0	0	2		
	Team					1	0	1									
	Totals		27-54	11-18	22-25	9	26	35	18	87	18	6	3	7	200		

FG % 1st Half: 15-26 57.7% 2nd half: 12-28 42.9% Game: 27-54 50.0% Deadball Rebounds 1
 3FG % 1st Half: 8-11 72.7% 2nd half: 3-7 42.9% Game: 11-18 61.1%
 FT % 1st Half: 10-10 100.0% 2nd half: 12-15 80.0% Game: 22-25 88.0%

Officials: Ron Groover, Doug Sirmons, Brian Shea
 Technical fouls: Virginia-None. Tennessee-None.
 Attendance: 16142

Score by periods	1st	2nd	Total
Virginia	26	26	52
Tennessee	48	39	87

	In	Off	2nd	Fast	Bench
Points	Paint	T/O	Chance	Break	
Virginia	20	8	8	2	28
Tennessee	26	14	12	9	6

Last FG - UVA 2nd-06:01, UT 2nd-01:20.
 Largest lead - UVA None, UT by 37 2nd-02:23.
 Score tied - 0 times.
 Lead changed - 0 times.

Official Basketball Box Score -- Game Totals -- Final Statistics
Virginia vs Florida State
01/04/14 5:00 pm at the Tucker Center - Tallahassee, Florida

Virginia 62 • 10-4, 1-0 ACC

#	Player	Total			3-Ptr			Rebounds			PF	TP	A	TO	Blk	Stl	Min
		FG	FGA	FT	FTA	FG	FGA	FT	FTA	Off							
10	Mike Tobey	f	0-4	0-0	0-0	1	1	2	4	0	0	0	1	0	14		
25	Akil Mitchell	f	4-11	0-0	3-10	5	8	13	4	11	1	0	1	0	29		
12	Joe Harris	g	0-0	0-0	0-0	0	0	0	0	0	0	0	0	2			
15	Malcolm Brogdon	g	3-10	0-3	5-6	2	4	6	3	11	1	1	0	1	38		
23	London Perrantes	g	4-8	3-5	3-4	1	3	4	1	14	3	0	0	1	35		
01	Justin Anderson	g	5-14	1-4	5-7	2	3	5	3	16	4	2	0	0	33		
05	Teven Jones	g	0-0	0-0	0-0	0	0	0	0	0	0	0	0	0	5		
11	Evan Nolte	g	2-5	2-4	0-0	1	0	1	0	6	0	0	1	0	12		
13	Anthony Gill	g	0-3	0-0	2-4	3	1	4	4	2	0	1	0	0	19		
32	Darion Atkins	g	1-3	0-0	0-2	0	2	2	2	2	0	1	0	0	13		
	Team					2	2	4									
	Totals		19-58	6-16	18-33	17	24	41	21	62	9	6	3	3	200		

FG % 1st Half: 10-29 34.5% 2nd half: 9-29 31.0% Game: 19-58 32.8% Deadball Rebounds 8,5
 3FG % 1st Half: 4-9 44.4% 2nd half: 2-7 28.6% Game: 6-16 37.5%
 FT % 1st Half: 6-9 66.7% 2nd half: 12-24 50.0% Game: 18-33 54.5%

Florida State 50 • 9-4, 0-1 ACC

#	Player	Total			3-Ptr			Rebounds			PF	TP	A	TO	Blk	Stl	Min
		FG	FGA	FT	FTA	FG	FGA	FT	FTA	Off							
10	White, Okaro	f	4-9	2-3	5-8	2	5	7	4	15	1	2	0	0	27		
14	Gilchrist, Robert	f	0-2	0-0	0-0	2	1	3	0	0	0	0	0	0	12		
15	Bojanovsky, Boris	c	0-1	0-0	4-6	1	2	3	5	4	0	0	3	0	17		
01	Bookert, Devon	g	3-12	1-3	0-0	1	2	3	1	7	2	2	0	0	31		
32	Brandon, Montay	g	2-10	0-1	2-3	2	1	3	3	6	0	2	0	0	22		
05	Smith, Jarquez	g	1-2	0-1	1-1	0	2	2	4	3	0	0	3	0	14		
25	Thomas, Aaron	g	4-8	0-2	1-3	1	5	6	4	9	1	1	0	1	34		
00	Miller, Ian	g	2-8	1-4	1-1	1	1	2	5	6	4	7	0	0	28		
50	Ojo, Michael	g	0-0	0-0	0-0	1	3	4	2	0	0	2	2	0	15		
	Team					1	4	5									
	Totals		16-52	4-14	14-22	12	26	38	28	50	8	16	8	2	200		

FG % 1st Half: 6-20 30.0% 2nd half: 10-32 31.3% Game: 16-52 30.8% Deadball Rebounds 3,3
 3FG % 1st Half: 2-5 40.0% 2nd half: 2-9 22.2% Game: 4-14 28.6%
 FT % 1st Half: 3-4 75.0% 2nd half: 11-18 61.1% Game: 14-22 63.6%

Officials: Roger Ayers, Brian Dorsey, Tim Kelly
 Technical fouls: Virginia-None. Florida State-None.
 Attendance: 5588
 Fouled out for FSU: #30-Miller at 1:32 (2nd); #15-Bojanovsky at 00:51 (2nd).

Score by periods	1st	2nd	Total
Virginia	30	32	62
Florida State	17	33	50

	In	Off	2nd	Fast	Bench
Points	Paint	T/O	Chance	Break	
VA	22	24	4	15	6
FS	18	15	9	2	18

Last FG - VA 2nd-05:18, FS 2nd-01:13.
 Largest lead - VA by 22 2nd-11:07, FS None.
 Score tied - 0 times.
 Lead changed - 0 times.

Official Basketball Box Score -- Game Totals -- Final Statistics
Wake Forest vs Virginia
01/08/14 7 p.m. at Charlottesville, Va. (JPJ)



Wake Forest 51 • 11-4, 1-1 ACC

#	Player	Total			3-Ptr			Rebounds			PF	TP	A	TO	Blk	Stl	Min
		FG	FGA	FT	FTA	FG	FGA	FT	FTA	Off							
02	Devin Thomas	f	0-2	0-0	2-2	1	2	3	2	2	1	4	0	0	19		
30	Travis McKie	f	1-4	0-1	0-0	0	4	4	3	2	2	2	1	0	27		
34	Tyler Cavanaugh	f	3-5	0-1	2-2	0	3	3	2	8	0	1	0	2	23		
00	Codi Miller-McIntyre	g	2-9	0-2	2-3	0	2	2	6	3	3	0	2	29			
01	Madison Jones	g	2-3	0-0	1-3	0	1	1	2	5	3	4	0	1	19		
13	Coron Williams	g	4-11	3-9	0-0	0	0	1	11	0	0	0	0	0	24		
20	Miles Overton	g	1-5	1-3	1-2	1	0	1	2	4	0	1	0	0	10		
31	Andre Washington	g	0-1	0-0	0-0	0	2	2	1	0	0	0	2	0	13		
33	Aaron Rountree	g	1-2	0-1	0-0	0	2	2	0	2	1	0	0	0	10		
41	Duke Antonelli	g	0-0	0-0	0-0	0	0	0	0	0	0	0	0	0	1		
45	Arnaud Adala Moto	g	2-5	0-0	5-6	1	2	3	2	9	0	0	0	0	22		
51	Grant O'Brien	g	1-1	0-0	0-0	0	0	0	0	2	0	0	0	0	1		
52	Doug Niedrich	g	0-0	0-0	0-0	0	0	0	0	1	0	0	0	0	2		
	Team					2	2	4									
	Totals		17-48	4-17	13-18	5	20	25	17	51	11	15	3	5	200		

FG % 1st Half: 8-22 36.4% 2nd half: 9-26 34.6% Game: 17-48 35.4% Deadball Rebounds 2,1
 3FG % 1st Half: 2-10 20.0

Official Basketball Box Score -- Game Totals -- Final Statistics
Virginia vs Duke
01-13-14 7:00 pm at Durham, N.C. (Cameron Indoor Stadium)

Virginia 65 • 12-5 (3-1 ACC)

##	Player	Total			3-Ptr			Rebounds			PF	TP	A	TO	Bk	Stl	Min
		FG	FGA	FT	FTA	Off	Def	Off	Def	Total							
25	Akil Mitchell	f	3-7	0-0	1-5	2	7	9	2	7	1	2	1	1	33		
10	Mike Tobey	c	2-9	0-0	4-4	4	0	4	2	8	1	0	0	0	25		
12	Joe Harris	g	5-12	2-4	3-3	2	5	7	4	15	0	1	0	3	33		
15	Malcolm Brogdon	g	6-13	0-3	5-5	1	4	5	3	17	0	2	0	0	35		
23	London Perrantes	g	1-2	0-0	0-0	0	2	2	2	2	3	1	0	0	26		
01	Justin Anderson		4-10	2-3	2-3	1	2	3	2	12	1	1	0	1	26		
05	Teven Jones		0-0	0-0	0-0	0	0	0	0	0	0	0	0	0	2		
11	Evan Nolte		0-0	0-0	0-0	0	0	0	0	0	1	0	0	0	6		
13	Anthony Gill		0-2	0-0	2-4	1	1	2	0	2	0	0	0	0	10		
32	Darion Atkins		0-0	0-0	2-2	1	0	1	1	2	0	0	0	0	4		
	Team					1	0	1									
	Totals		21-55	4-10	19-26	13	21	34	17	65	6	8	1	5	200		

FG % 1st Half: 7-23 30.4% 2nd half: 14-32 43.8% Game: 21-55 38.2%
 3FG % 1st Half: 2-5 40.0% 2nd half: 2-5 40.0% Game: 4-10 40.0%
 FT % 1st Half: 12-15 80.0% 2nd half: 7-11 63.6% Game: 19-26 73.1%

Duke 69 • 13-4 (2-2 ACC)

##	Player	Total			3-Ptr			Rebounds			PF	TP	A	TO	Bk	Stl	Min
		FG	FGA	FT	FTA	Off	Def	Off	Def	Total							
01	Jabari Parker	f	3-11	2-7	0-0	1	2	3	2	8	1	2	1	0	26		
05	Rodney Hood	f	5-12	2-6	2-2	1	1	2	4	14	2	0	0	0	29		
21	Amile Jefferson	f	4-4	0-0	2-3	5	10	15	3	10	2	0	1	2	28		
02	Quinn Cook	g	2-7	1-3	2-3	0	3	3	1	7	2	3	0	0	29		
13	Matt Jones	g	0-1	0-0	4-6	0	1	1	3	4	0	0	0	0	19		
03	Tyler Thornton		0-0	0-0	0-0	0	0	0	3	0	1	0	0	1	12		
14	Rasheed Sulaimon		7-11	4-5	3-4	0	1	1	3	21	2	1	0	2	24		
15	Josh Hairston		0-0	0-0	0-0	0	1	1	0	0	0	0	0	0	7		
20	Semi Ojeleye		0-0	0-0	0-0	1	1	2	0	0	1	0	0	0	2		
34	Andre Dawkins		1-3	1-1	2-2	0	1	1	2	5	1	0	0	0	12		
40	Marshall Plumlee		0-0	0-0	0-0	0	1	1	2	0	0	0	1	0	12		
	Team					0	1	1									
	Totals		22-49	10-22	15-20	8	23	31	23	69	12	10	3	5	200		

FG % 1st Half: 14-30 46.7% 2nd half: 8-19 42.1% Game: 22-49 44.9%
 3FG % 1st Half: 6-14 42.9% 2nd half: 4-8 50.0% Game: 10-22 45.5%
 FT % 1st Half: 2-3 66.7% 2nd half: 13-17 76.5% Game: 15-20 75.0%

Officials: Les Jones, Mike Eades, Pat Driscoll
 Technical fouls: Virginia-None. Duke-None.
 Attendance: 9314

Score by periods	1st	2nd	Total
Virginia	28	37	65
Duke	36	33	69

Points	In	Off	2nd	Fast	Bench
VA	Paint	T/O	Chance	Break	
VA	32	5	19	7	16
DU	18	12	11	0	26

Last FG - VA 2nd-01:25, DU 2nd-00:22.
 Largest lead - VA by 1 2nd-00:38, DU by 13 1st-06:21.

Score tied - 2 times.
 Lead changed - 2 times.



Official Basketball Box Score -- Game Totals -- Final Statistics
Florida State vs Virginia
01/18/14 12 p.m. at Charlottesville, Va. (JPJ)



Florida State 66 • 12-5, 3-2 ACC

##	Player	Total			3-Ptr			Rebounds			PF	TP	A	TO	Bk	Stl	Min
		FG	FGA	FT	FTA	Off	Def	Off	Def	Total							
10	Okaro White	f	5-6	0-0	5-6	2	5	7	5	15	0	3	3	0	32		
14	Robert Gilchrist	f	0-0	0-0	0-0	0	1	1	2	0	0	1	1	0	13		
15	Boris Bojanovsky	c	1-3	0-0	0-0	1	1	2	3	2	0	2	3	1	18		
01	Devon Bookert	g	4-9	3-4	1-2	1	4	5	1	12	2	1	0	1	31		
32	Montay Brandon	g	2-5	0-1	1-2	1	2	3	3	5	2	2	0	0	26		
05	Jaquiez Smith		2-2	1-1	0-0	0	3	3	0	5	0	0	1	0	10		
25	Aaron Thomas		3-7	1-2	8-8	0	5	5	2	15	4	2	0	1	34		
30	Ian Miller		3-12	1-8	2-2	1	0	1	4	9	3	4	0	0	26		
40	Brandon Allen		0-0	0-0	0-0	0	0	0	0	0	0	0	0	0	0		
50	Michael Ojo		1-2	0-0	1-2	0	0	0	1	3	0	3	1	0	10		
	Team					2	2	4									
	Totals		21-46	6-16	18-22	8	23	31	21	66	11	18	9	3	200		

FG % 1st Half: 9-21 42.9% 2nd half: 12-25 48.0% Game: 21-46 45.7%
 3FG % 1st Half: 3-6 50.0% 2nd half: 3-10 30.0% Game: 6-16 37.5%
 FT % 1st Half: 5-6 83.3% 2nd half: 13-16 81.3% Game: 18-22 81.8%

Virginia 78 • 13-5, 4-1 ACC

##	Player	Total			3-Ptr			Rebounds			PF	TP	A	TO	Bk	Stl	Min
		FG	FGA	FT	FTA	Off	Def	Off	Def	Total							
25	Akil Mitchell	f	4-9	0-0	1-3	1	3	4	1	9	2	1	0	2	27		
10	Mike Tobey	c	4-11	0-0	5-6	2	1	3	4	13	2	1	2	0	29		
12	Joe Harris	g	6-8	4-5	2-3	1	3	4	3	18	3	1	1	0	33		
15	Malcolm Brogdon	g	5-13	1-2	5-5	1	3	4	2	16	6	2	1	4	33		
23	London Perrantes	g	0-1	0-1	2-2	1	2	3	2	2	4	1	0	2	34		
01	Justin Anderson		4-7	2-3	0-0	0	0	0	3	10	1	3	1	0	21		
05	Teven Jones		1-1	0-0	0-0	0	0	0	0	2	0	0	0	0	2		
13	Anthony Gill		3-4	0-0	2-4	1	3	4	3	8	0	0	0	0	16		
32	Darion Atkins		0-1	0-0	0-0	0	1	1	3	0	0	0	0	0	5		
	Team					2	3	5									
	Totals		27-55	7-11	17-23	9	19	28	21	78	18	9	5	8	200		

FG % 1st Half: 16-29 55.2% 2nd half: 11-26 42.3% Game: 27-55 49.1%
 3FG % 1st Half: 5-6 83.3% 2nd half: 2-5 40.0% Game: 7-11 63.6%
 FT % 1st Half: 8-11 72.7% 2nd half: 9-12 75.0% Game: 17-23 73.9%

Officials: Jamie Luckie (R), Sean Hull, Bernard Clinton
 Technical fouls: Florida State-Okaro White. Virginia-Justin Anderson, London Perrantes.
 Attendance: 12765

#32 Atkins (UVA) and #5 Jones (UVA) ejected at :18.2 (I)
 #10 White (FSU) fouled out at :18.2 (I)

Score by periods	1st	2nd	Total
Florida State	26	40	66
Virginia	45	33	78

Points	In	Off	2nd	Fast	Bench
FS	Paint	T/O	Chance	Break	
FS	26	9	9	9	32
VA	30	26	9	10	20

Last FG - FS 2nd-00:39, VA 2nd-00:19.
 Largest lead - FS by 3 1st-19:16, VA by 21 2nd-18:16.

Score tied - 0 times.
 Lead changed - 1 time.

Official Basketball Box Score -- Game Totals -- Final Statistics
North Carolina vs Virginia
01/20/14 7 p.m. at Charlottesville, Va. (JPJ)



North Carolina 61 • 11-7, 1-4 ACC

##	Player	Total			3-Ptr			Rebounds			PF	TP	A	TO	Bk	Stl	Min
		FG	FGA	FT	FTA	Off	Def	Off	Def	Total							
13	J.P. Tokoto	f	2-6	1-2	0-0	2	3	5	5	5	0	3	0	2	25		
42	Joel James	f	0-1	0-0	0-0	2	1	3	1	0	1	2	0	0	12		
43	James McAdoo	f	5-11	0-0	1-5	2	2	4	3	11	2	0	1	0	34		
02	Leslie McDonald	g	4-12	2-7	0-0	0	2	2	10	1	1	0	1	24			
05	Marcus Paige	g	4-14	1-6	0-0	2	3	5	4	9	3	2	0	0	34		
10	Nate Britt		1-4	0-0	2-2	0	0	0	3	4	1	1	0	1	14		
03	Kennedy Meeks		7-10	0-0	1-3	4	5	9	1	15	2	1	1	1	21		
04	Luke Davis		0-0	0-0	0-0	0	0	0	0	0	0	0	0	0	1		
11	Bryce Johnson		2-4	0-0	1-2	2	4	6	1	5	3	1	1	0	23		
21	Jackson Simmons		0-0	0-0	0-0	0	0	0	0	0	0	0	0	0	3		
22	Isaiah Hicks		1-1	0-0	0-0	0	0	0	1	2	0	0	0	0	6		
30	James Manor		0-0	0-0	0-0	0	0	0	0	0	0	0	0	0	1		
34	Denzel Robinson		0-0	0-0	0-0	0	1	1	0	0	0	0	0	0	1		
55	Wade Moody		0-0	0-0	0-0	0	0	0	0	0	0	0	0	0	1		
	Team					3	1	4									
	Totals		26-63	4-15	5-12	17	22	39	21	61	14	11	3	5	200		

FG % 1st Half: 13-33 39.4% 2nd half: 13-30 43.3% Game: 26-63 41.3%
 3FG % 1st Half: 2-8 25.0% 2nd half: 2-7 28.6% Game: 4-15 26.7%
 FT % 1st Half: 1

Official Basketball Box Score -- Game Totals -- Final Statistics
Virginia vs Notre Dame
01-28-14 9:00 p.m. at Notre Dame, Ind. (Purcell Pavilion)

Virginia 68 • 16-5 (7-1)

##	Player	Total			3-Ptr			Rebounds			PF	TP	A	TO	Blk	Stl	Min
		FG-FGA	FT-FTA	Off	Def	Off	Def	Off	Def	Tot							
25	Akil Mitchell	f	2-3	0-0	2-4	2	4	6	0	6	2	3	1	1	1	24	
10	Mike Tobey	c	7-10	0-0	0-0	1	3	4	14	0	1	1	1	1	26		
12	Joe Harris	g	4-10	1-3	0-0	0	2	2	3	9	4	2	0	3	28		
15	Malcolm Brogdon	g	7-10	2-3	0-0	2	5	7	2	16	6	2	0	5	33		
23	London Perrantes	g	1-4	1-2	1-2	0	2	2	0	4	5	0	0	2	29		
01	Justin Anderson	g	3-6	0-2	3-4	0	0	0	1	9	1	3	1	1	20		
05	Teven Jones	g	0-0	0-0	0-0	0	0	0	0	0	0	0	0	0	3		
11	Evan Nolte	g	1-1	1-1	0-0	1	0	1	0	3	0	1	0	1	12		
13	Anthony Gill	g	2-5	0-0	1-2	2	1	3	2	5	0	0	1	0	20		
32	Darion Atkins	g	1-3	0-0	0-0	0	0	0	2	2	0	0	0	0	5		
Team																	
Totals			28-52	5-11	7-12	8	18	26	14	68	18	12	4	14	200		

FG % 1st Half: 15-25 60.0% 2nd half: 13-27 48.1% Game: 28-52 53.8%
 3FG % 1st Half: 2-5 40.0% 2nd half: 3-6 50.0% Game: 5-11 45.5%
 FT % 1st Half: 2-2 100.0% 2nd half: 5-10 50.0% Game: 7-12 58.3%

Notre Dame 53 • 11-10(2-6)

##	Player	Total			3-Ptr			Rebounds			PF	TP	A	TO	Blk	Stl	Min
		FG-FGA	FT-FTA	Off	Def	Off	Def	Tot									
30	Zach Augustine	f	4-9	0-0	2-5	3	4	7	1	10	0	2	1	4	24		
11	Garrick Sherman	c	3-6	0-0	2-2	2	5	7	3	8	0	5	1	1	29		
00	Eric Atkins	g	2-8	2-5	0-0	0	2	2	2	6	3	2	0	0	33		
24	Pat Connaughton	g	3-9	1-6	0-0	0	4	4	2	7	3	4	0	1	32		
32	Steve Vasturia	g	3-5	1-3	0-0	1	0	1	0	7	1	2	1	2	28		
03	V.J. Beachem	g	1-3	1-2	0-0	1	1	2	1	3	1	0	0	0	14		
15	Eric Katenda	g	0-0	0-0	0-0	0	0	0	0	0	0	0	0	0	2		
23	Demetrius Jackson	g	3-5	2-2	2-2	0	1	1	2	10	1	4	0	0	23		
25	Tom Knight	g	1-2	0-0	0-0	1	2	3	3	2	1	1	1	0	15		
Team																	
Totals			20-47	7-18	6-9	10	20	30	14	53	10	20	4	8	200		

FG % 1st Half: 10-19 52.6% 2nd half: 10-28 35.7% Game: 20-47 42.6%
 3FG % 1st Half: 3-6 50.0% 2nd half: 4-12 33.3% Game: 7-18 38.9%
 FT % 1st Half: 1-1 100.0% 2nd half: 5-8 62.5% Game: 6-9 66.7%

Officials: Karl Hess, Tim Nestor, Patrick Driscoll
 Technical fouls: Virginia-None. Notre Dame-None.
 Attendance: 7565

Score by periods	1st	2nd	Total
Virginia	34	34	68
Notre Dame	24	29	53

Last FG - UVA 2nd-00:58, ND 2nd-01:39.
 Largest lead - UVA by 24 2nd-07:26, ND None.

Points	In	Off	2nd	Fast	Bench
UVA	Paint	T/O	Chance	Break	
ND	22	7	5	4	15

Score tied - 0 times.
 Lead changed - 0 times.

Official Basketball Box Score -- Game Totals -- Final Statistics
Virginia vs PITT
02/02/14 12:30 PM at Petersen Events Center, Pittsburgh, PA

Virginia 48 • (17-5 8-1 ACC)

##	Player	Total			3-Ptr			Rebounds			PF	TP	A	TO	Blk	Stl	Min
		FG-FGA	FT-FTA	Off	Def	Off	Def	Tot									
25	Akil Mitchell	f	5-7	0-0	0-0	3	9	12	2	10	1	1	1	1	33		
10	Mike Tobey	c	2-4	0-0	0-0	3	0	3	4	4	0	3	2	0	21		
12	Joe Harris	g	4-12	2-6	1-4	1	2	3	3	11	3	2	1	0	26		
15	Malcolm Brogdon	g	6-12	2-2	2-3	1	4	5	1	16	4	0	0	0	35		
23	London Perrantes	g	0-4	0-2	2-2	0	2	2	0	2	4	0	1	0	34		
01	Justin Anderson	g	2-4	0-1	0-1	0	1	1	3	4	1	3	0	0	22		
11	Evan Nolte	g	0-1	0-1	0-0	0	0	0	0	0	0	0	0	0	3		
13	Anthony Gill	g	0-2	0-0	1-2	2	4	6	4	1	0	0	1	1	22		
32	Darion Atkins	g	0-1	0-0	0-0	0	0	0	0	0	0	0	0	0	4		
Team																	
Totals			19-47	4-12	6-12	11	22	33	17	48	13	9	6	2	200		

FG % 1st Half: 9-24 37.5% 2nd half: 10-23 43.5% Game: 19-47 40.4%
 3FG % 1st Half: 1-4 25.0% 2nd half: 3-8 37.5% Game: 4-12 33.3%
 FT % 1st Half: 2-3 66.7% 2nd half: 4-9 44.4% Game: 6-12 50.0%

PITT 45 • (18-4, 6-3 ACC)

##	Player	Total			3-Ptr			Rebounds			PF	TP	A	TO	Blk	Stl	Min
		FG-FGA	FT-FTA	Off	Def	Off	Def	Tot									
02	Michael Young	f	3-6	1-3	1-2	2	2	4	1	8	0	2	1	0	24		
21	Lamar Patterson	f	3-14	2-4	2-2	0	3	3	4	10	3	2	0	0	28		
42	Talib Zanna	c	1-3	0-0	0-2	0	3	2	2	0	1	0	1	0	29		
00	James Robinson	g	0-5	0-3	1-2	1	1	2	1	2	1	2	1	1	36		
03	Cameron Wright	g	4-9	1-1	0-0	0	3	3	2	9	3	0	0	2	34		
01	Jamel Artis	g	3-7	0-0	5-7	3	4	7	0	11	1	0	0	0	24		
11	Derrick Randall	g	0-0	0-0	1-2	0	0	0	0	1	0	0	0	0	2		
12	Chris Jones	g	1-3	0-0	1-2	3	1	4	1	3	1	0	0	0	10		
13	Josh Newkirk	g	0-0	0-0	0-0	0	2	2	2	0	0	1	0	1	12		
50	Joseph Uchebo	g	0-0	0-0	0-0	0	0	0	0	0	0	0	0	0	1		
Team																	
Totals			15-47	4-11	11-19	12	20	32	13	45	10	8	2	4	200		

FG % 1st Half: 9-24 37.5% 2nd half: 6-23 26.1% Game: 15-47 31.9%
 3FG % 1st Half: 2-4 50.0% 2nd half: 2-7 28.6% Game: 4-11 36.4%
 FT % 1st Half: 3-6 50.0% 2nd half: 8-13 61.5% Game: 11-19 57.9%

Officials: Les Jones (R), Michael Roberts, Brian O'Connell
 Technical fouls: Virginia-None. PITT-None.
 Attendance: 12508

Score by periods	1st	2nd	Total
Virginia	21	27	48
PITT	23	22	45

Last FG - VA 2nd-00:01, UP 2nd-06:52.
 Largest lead - VA by 3 1st-08:15, UP by 4 2nd-18:57.

Points	In	Off	2nd	Fast	Bench
VA	Paint	T/O	Chance	Break	
UP	14	2	8	6	15

Score tied - 17 times.
 Lead changed - 7 times.

Official Basketball Box Score -- Game Totals -- Final Statistics
Boston College vs Virginia
02/05/14 7 p.m. at Charlottesville, Va. (JPJ)



Boston College 67 • 6-16, 2-7 ACC

##	Player	Total			3-Ptr			Rebounds			PF	TP	A	TO	Blk	Stl	Min
		FG-FGA	FT-FTA	Off	Def	Off	Def	Tot									
04	Eddie Odio	f	2-3	1-2	0-2	0	4	4	5	1	0	1	0	0	22		
12	Ryan Anderson	f	8-11	0-0	4-9	2	5	7	3	20	0	1	0	0	34		
20	Lonnie Jackson	g	4-6	4-6	0-1	0	2	5	12	1	2	0	2	27			
21	Olivier Hanlan	g	4-10	2-6	4-5	0	2	2	1	14	3	2	0	0	39		
25	Joe Rahon	g	2-7	0-3	2-2	0	3	2	6	5	1	0	0	0	36		
00	Garland Owens	g	2-4	2-4	0-1	0	4	3	6	1	0	0	0	0	18		
05	KC Caudill	g	0-0	0-0	0-0	0	0	0	1	0	1	0	0	0	1		
11	Will Magarity	g	0-0	0-0	0-0	0	0	0	1	0	0	0	0	0	2		
15	Sam Donahue	g	0-1	0-1	0-0	0	0	0	0	0	0	0	0	0	4		
23	Alex Dragicevich	g	2-3	0-1	0-0	0	1	1	3	4	0	0	0	0	9		
31	Danny Rubin	g	0-1	0-0	0-0	1	0	1	0	0	0	0	0	0	3		
33	Patrick Heckmann	g	0-4	0-4	0-0	0	1	1	5	0	0	1	0	0	9		
Team																	
Totals			24-50	9-27	10-20	3	24	27	28	67	12	7	1	2	200		

FG % 1st Half: 9-23 39.1% 2nd half: 15-27 55.6% Game: 24-50 48.0%
 3FG % 1st Half: 1-2 16.7% 2nd half: 7-15 46.7% Game: 9-27 33.3%
 FT % 1st Half: 1-5 20.0% 2nd half: 9-15 60.0% Game: 10-20 50.0%

Virginia 77 • 18-5, 9-1 ACC

##	Player	Total			3-Ptr			Rebounds			PF	TP	A	TO	Blk	Stl	Min
		FG-FGA	FT-FTA	Off	Def	Off	Def	Tot									
25	Akil Mitchell	f	3-4	0-0	1-4	2	4	6	2	7	3	1	0	0	24		
10	Mike Tobey	c	0-3	0-0	0-0	0	0	0	3	0	0	0	0	0	7		
12	Joe Harris	g	3-7	1-4	2-5	0	1	1	4	9	2	0	0	5	22		
15	Malcolm Brogdon	g	4-11	1-3	8-9	4	7	11	2	17							



Official Basketball Box Score -- Game Totals -- Final Statistics
 Maryland vs Virginia
 02/10/14 9 p.m. at Charlottesville, Va. (J.P.J.)



Maryland 53 - 14-11, 6-6 ACC

#	Player	Total		3-Ptr		Rebounds		PF	TP	A	TO	Blk	Stl	Min	
		FG-FGA	FG-FGA	FT-FTA	Off	Def	Total								
00	Charles Mitchell	f	1-1	0-0	0-0	1	4	5	4	2	0	3	0	0	23
01	Evan Smotrycz	f	3-13	2-9	0-0	1	4	5	3	8	2	2	1	1	31
02	Dez Wells	f	4-11	1-2	3-5	2	2	4	4	12	4	1	0	0	32
04	Seth Allen	g	7-14	1-6	0-0	1	1	2	3	15	2	2	0	0	35
10	Jake Layman	g	2-5	1-2	0-0	0	3	3	1	5	0	0	1	3	24
02	Roddy Peters	g	0-1	0-0	0-0	0	0	0	0	0	0	1	0	0	5
05	Nick Faust	g	3-5	1-2	2-2	1	3	4	2	9	1	0	2	1	27
25	Jonathan Graham	g	1-1	0-0	0-1	0	3	3	0	2	0	0	1	0	12
44	Shaquille Cleare	g	0-1	0-0	0-0	1	0	1	2	0	0	0	0	0	11
Team						1	3	4			1				
Totals			21-52	6-21	5-8	8	23	31	19	53	9	10	5	5	200

FG % 1st Half: 11-28 42.3% 2nd half: 10-26 38.5% Game: 21-52 40.4%
 3FG % 1st Half: 4-12 33.3% 2nd half: 2-6 33.3% Game: 6-21 28.6%
 FT % 1st Half: 0-0 0.0% 2nd half: 5-8 62.5% Game: 5-8 62.5%

Deadball Rebounds 2.2

Virginia 61 - 20-5, 11-1 ACC

#	Player	Total		3-Ptr		Rebounds		PF	TP	A	TO	Blk	Stl	Min	
		FG-FGA	FG-FGA	FT-FTA	Off	Def	Total								
25	Akil Mitchell	f	6-8	0-0	1-4	2	4	6	1	13	3	0	0	1	34
10	Mike Tobey	c	2-3	0-0	0-1	1	1	2	0	4	0	1	1	0	18
12	Joe Harris	g	6-12	4-7	3-4	0	2	4	19	4	2	0	0	0	33
15	Malcolm Brogdon	g	6-13	0-2	2-2	0	3	3	2	14	1	0	0	0	34
23	London Perrantes	g	2-4	0-1	0-0	1	3	4	1	4	3	0	1	0	32
01	Justin Anderson	g	1-7	0-3	2-2	0	3	3	0	4	2	0	2	0	18
05	Teven Jones	g	0-0	0-0	0-0	0	0	0	0	0	1	0	0	0	5
13	Anthony Gill	g	0-2	0-0	1-2	0	0	0	2	1	0	0	1	0	10
42	Darion Atkins	g	1-2	0-0	0-1	2	2	4	1	2	1	0	1	0	16
Team						2	2	4							
Totals			24-51	4-13	9-16	7	21	28	11	61	16	6	5	2	200

FG % 1st Half: 12-24 50.0% 2nd half: 12-27 44.4% Game: 24-51 47.1%
 3FG % 1st Half: 1-4 25.0% 2nd half: 3-9 33.3% Game: 4-13 30.8%
 FT % 1st Half: 0-1 0.0% 2nd half: 8-15 80.0% Game: 9-16 56.3%

Deadball Rebounds 2.3

Officials: Bryan Kersey (R), Raymond Spores, Doug Shaws
 Technical fouls: Maryland-None, Virginia-None.
 Attendance: 11586

Score by periods	1st	2nd	Total
Virginia	26	27	53
Virginia Tech	25	36	61

Points	In Paint	Off T/O	2nd Chance	Fast Break	Bench
MD	22	4	2	4	11
VA	34	7	8	7	7

Last FG - UNK 2nd-02:14, VA 2nd-05:37
 Largest lead - UNK by 4 1st-17:03, VA by 11 2nd-05:00.

Score tied - 3 times.
 Lead changed - 4 times.

Official Basketball Box Score -- Game Totals -- Final Statistics
 Virginia vs Clemson
 2/15/14 12:00 PM at Clemson, SC (Littlejohn Coliseum)

Virginia 63 • 21-5, 12-1 ACC

#	Player	Total		3-Ptr		Rebounds		PF	TP	A	TO	Blk	Stl	Min	
		FG-FGA	FG-FGA	FT-FTA	Off	Def	Total								
25	MITCHELL, Akil	f	1-4	0-0	0-0	5	4	9	1	2	1	2	0	0	26
10	TOBEY, Mike	c	7-9	0-0	0-0	2	3	5	2	14	0	2	2	0	21
12	HARRIS, Joe	g	6-15	4-9	0-2	2	3	5	4	16	3	3	0	1	35
15	BROGDON, Malcolm	g	3-9	1-3	1-7	1	7	8	1	14	0	1	0	0	36
23	PERRANTES, London	g	0-2	0-2	0-0	0	0	0	3	0	6	0	0	0	35
01	ANDERSON, Justin	g	1-4	0-1	1-2	0	0	0	2	3	0	1	0	0	14
11	NOLTE, Evan	g	0-0	0-0	0-0	0	0	0	0	0	0	0	0	0	6
13	GILL, Anthony	g	4-4	0-0	4-6	0	3	3	0	12	0	0	0	0	22
32	ATKINS, Darion	g	1-1	0-0	0-0	0	0	0	1	2	0	0	0	0	5
Team						3	0	3							
Totals			23-48	5-15	12-18	13	20	33	14	63	10	9	2	1	200

FG % 1st Half: 14-22 63.6% 2nd half: 9-26 34.6% Game: 23-48 47.9%
 3FG % 1st Half: 3-7 42.9% 2nd half: 2-8 25.0% Game: 5-15 33.3%
 FT % 1st Half: 0-2 0.0% 2nd half: 12-16 75.0% Game: 12-18 66.7%

Deadball Rebounds 2

Clemson 58 • 15-9, 6-6 ACC

#	Player	Total		3-Ptr		Rebounds		PF	TP	A	TO	Blk	Stl	Min	
		FG-FGA	FG-FGA	FT-FTA	Off	Def	Total								
05	BLOSSOMGAME, Jaron	f	2-3	0-1	0-0	0	0	0	2	4	1	0	0	0	24
23	McDANIELS, K.J.	f	6-13	1-3	11-13	1	3	4	5	24	2	0	3	2	36
33	SMITH, Josh	c	1-4	0-0	1-2	0	3	3	3	1	0	0	0	0	31
12	HALL, Rod	g	2-5	0-1	0-0	0	2	2	1	4	5	1	0	0	33
21	HARRISON, Damarcus	g	2-3	1-1	2-2	0	2	2	0	7	1	1	0	1	20
01	AJUKWA, Austin	g	2-3	2-2	0-0	1	1	2	0	6	2	0	0	1	13
03	FILER, Adonis	g	0-4	0-2	4-4	0	0	0	2	4	1	0	0	0	10
20	ROPER, Jordan	g	1-3	0-1	0-0	0	1	1	1	2	0	0	0	0	9
42	DJAMBO, Ibrahim	g	0-1	0-1	0-0	0	0	0	0	0	0	1	0	0	15
50	DJITTE, Sidy	g	2-3	0-0	0-0	0	1	1	4	4	0	1	0	0	9
Team						2	3	5							
Totals			18-42	4-12	18-21	4	16	20	18	58	13	5	3	4	200

FG % 1st Half: 11-22 50.0% 2nd half: 7-20 35.0% Game: 18-42 42.9%
 3FG % 1st Half: 1-3 33.3% 2nd half: 3-9 33.3% Game: 4-12 33.3%
 FT % 1st Half: 5-5 100.0% 2nd half: 13-16 81.3% Game: 18-21 85.7%

Deadball Rebounds 3

Officials: Mike Eades, Bill Covington, Ray Perone
 Technical fouls: Virginia-None, Clemson-None.
 Attendance: 8573

Score by periods	1st	2nd	Total
Virginia	31	32	63
Clemson	28	30	58

Points	In Paint	Off T/O	2nd Chance	Fast Break	Bench
VA	26	4	13	0	17
CU	16	14	6	2	16

Last FG - VA 2nd-02:02, CU 2nd-00:23.
 Largest lead - VA by 6 1st-02:23, CU by 7 1st-08:30.

Score tied - 4 times.
 Lead changed - 3 times.



Official Basketball Box Score -- Game Totals -- Final Statistics
 Virginia vs Virginia Tech
 02/18/14 9:00 PM at Cassell Coliseum, Blacksburg, Va.



Virginia 57 • 22-5, 13-1

#	Player	Total		3-Ptr		Rebounds		PF	TP	A	TO	Blk	Stl	Min	
		FG-FGA	FG-FGA	FT-FTA	Off	Def	Total								
10	Mike Tobey	f	1-1	0-0	0-0	0	1	1	2	1	0	1	1	24	
25	Akil Mitchell	f	3-3	0-0	1-4	2	8	10	2	7	1	1	1	0	22
12	Joe Harris	g	2-10	2-6	1-3	0	1	1	1	7	3	1	0	3	35
15	Malcolm Brogdon	g	3-11	2-6	4-6	1	2	3	4	12	3	1	0	2	34
23	London Perrantes	g	4-8	3-6	0-0	0	0	0	11	3	0	0	0	0	32
01	Justin Anderson	g	3-9	2-6	1-1	2	3	5	1	9	0	0	0	1	20
11	Evan Nolte	g	0-1	0-1	0-0	0	0	0	0	0	0	0	0	0	2
13	Anthony Gill	g	2-4	0-0	1-1	3	0	3	3	5	0	2	1	0	21
32	Darion Atkins	g	2-4	0-0	0-0	2	1	3	1	4	0	2	0	0	10
Team						1	1	2							
Totals			20-51	9-25	8-15	11	17	28	13	57	11	7	3	7	200

FG % 1st Half: 8-23 34.8% 2nd half: 12-28 42.9% Game: 20-51 39.2%
 3FG % 1st Half: 3-13 23.1% 2nd half: 6-12 50.0% Game: 9-25 36.0%
 FT % 1st Half: 2-4 50.0% 2nd half: 6-11 54.5% Game: 8-15 53.3%

Deadball Rebounds 3.1

Virginia Tech 53 • 9-16, 2-11

#	Player	Total		3-Ptr		Rebounds		PF	TP	A	TO	Blk	Stl	Min	
		FG-FGA	FG-FGA	FT-FTA	Off	Def	Total								
02	Joey van Zegeren	f	6-7	0-0	1-3	3	4	7	0	13	3	1	1	1	28
31	Jarell Eddie	f	1-8	1-7	4-5	0	0	0	4	7	0	2	0	1	29
32	Trevor Thompson	f	2-4	0-0	0-0	0	2	2	3	4	1	3	2	0	22
11	Devin Wilson	g	5-7	1-1	2-2	0	3	3	3	13	5	1	0	0	37
15	Ben Emelogu	g	2-6	2-4	2-5	0	4	4	2	8	1	3	0	0	26
04	Cadarian														



Official Basketball Box Score -- Game Totals -- Final Statistics
Miami (Fla.) vs Virginia
02/26/14 7 p.m. at Charlottesville, Va. (JPJ)



Miami (Fla.) 40 • 14-14, 5-10 ACC

#	Player	Total			3-Ptr			Rebounds			PF	TP	A	TO	Blk	Stl	Min
		FG-FGA	FG-FGA	FT-FTA	FG-FGA	FG-FGA	FT-FTA	Off	Def	Tot							
04	Raphael Akpejori	f	0-1	0-0	0-0	0	4	4	3	0	0	1	1	0	0	27	
21	Erik Swoope	f	2-5	0-0	9-10	1	1	2	3	13	0	0	0	2	2	25	
22	Donnavan Kirk	f	2-7	0-1	0-0	2	1	3	3	4	0	2	0	0	0	19	
15	Rion Brown	g	5-12	0-4	2-6	0	3	3	1	12	1	1	1	0	0	39	
25	Garius Adams	g	0-4	0-1	2-3	1	3	4	0	2	2	2	0	1	1	23	
05	Davon Reed	g	1-8	0-4	0-2	0	1	1	2	2	0	0	0	1	1	16	
12	Justin Heller	g	0-1	0-1	0-0	0	0	0	0	0	0	0	0	0	0	1	
20	Manu Lecomte	g	1-5	0-1	1-2	2	3	5	1	3	0	1	0	0	0	28	
23	Tonye Jekiri	g	1-3	0-0	2-4	4	2	6	4	4	0	1	0	0	0	22	
Team						2	2	2									
Totals			12-46	0-12	16-27	12	18	30	17	40	3	8	2	4	200		
FG % 1st Half:		8-25	32.0%	2nd half:	4-21	19.0%	Game:		12-46	26.1%	Deadball						
3FG % 1st Half:		0-7	0.0%	2nd half:	0-5	0.0%	Game:		0-12	0.0%	Rebounds						
FT % 1st Half:		4-6	66.7%	2nd half:	12-21	57.1%	Game:		16-27	59.3%	3.1						

Virginia 65 • 24-5, 15-1 ACC

#	Player	Total			3-Ptr			Rebounds			PF	TP	A	TO	Blk	Stl	Min
		FG-FGA	FG-FGA	FT-FTA	FG-FGA	FG-FGA	FT-FTA	Off	Def	Tot							
25	Akil Mitchell	f	1-2	0-0	1-1	2	7	9	2	3	0	3	0	0	0	28	
10	Mike Tobey	c	1-4	0-0	0-0	1	0	1	4	2	0	1	1	0	0	14	
12	Joe Harris	g	4-9	3-5	0-0	0	1	1	2	11	5	1	0	0	0	28	
15	Malcolm Brogdon	g	4-9	0-1	7-7	0	4	4	2	15	2	1	0	2	32		
23	London Perrantes	g	5-5	4-4	1-1	0	3	3	1	15	4	1	0	0	28		
01	Justin Anderson	g	1-5	1-4	2-2	0	4	4	1	5	0	1	1	1	17		
04	Maleek Frazier	g	0-0	0-0	0-0	0	0	0	0	0	0	1	0	0	1		
05	Teven Jones	g	0-1	0-0	0-0	0	0	0	0	0	0	0	0	0	3		
11	Evan Nolte	g	1-2	1-2	0-0	1	0	1	0	3	1	0	0	0	8		
13	Anthony Gill	g	2-4	0-0	5-9	0	3	4	9	2	1	1	0	0	21		
21	Rob Vozenilek	g	0-0	0-0	0-0	0	0	0	1	0	0	0	0	0	2		
24	Caid Kirven	g	0-1	0-0	0-0	0	0	0	0	0	0	0	0	0	2		
30	Thomas Rogers	g	0-0	0-0	0-0	0	1	1	0	0	0	0	0	0	3		
32	Darion Atkins	g	1-2	0-0	0-0	1	1	2	2	2	0	0	0	0	11		
34	Jeff Jones	g	0-0	0-0	0-0	0	0	0	0	0	0	0	0	0	2		
Team						2	6	8									
Totals			20-44	9-16	16-20	7	30	37	19	65	14	10	3	3	200		
FG % 1st Half:		9-27	33.3%	2nd half:	11-17	64.7%	Game:		20-44	45.5%	Deadball						
3FG % 1st Half:		5-10	50.0%	2nd half:	4-6	66.7%	Game:		9-16	56.3%	Rebounds						
FT % 1st Half:		4-5	80.0%	2nd half:	12-15	80.0%	Game:		16-20	80.0%	2						

Officials: Karl Hess (R), Bryan Kersey, Jamie Luckie
Technical fouls: Miami (Fla.)-None, Virginia-None.
Attendance: 11812

Score by periods	1st	2nd	Total
Miami (Fla.)	20	20	40
Virginia	27	38	65

Last FG - UM 2nd-01:28, VA 2nd-01:49.
Largest lead - UM by 3 1st-13:46, VA by 27 2nd-01:49.

Score tied - 3 times.
Lead changed - 5 times.



Official Basketball Box Score -- Game Totals -- Final Statistics
Syracuse vs Virginia
03/01/14 4 p.m. at Charlottesville, Va. (JPJ)



Syracuse 56 • 26-3, 13-3 ACC

#	Player	Total			3-Ptr			Rebounds			PF	TP	A	TO	Blk	Stl	Min
		FG-FGA	FG-FGA	FT-FTA	FG-FGA	FG-FGA	FT-FTA	Off	Def	Tot							
03	Jerami Grant	f	0-3	0-0	0-0	0	1	1	1	0	0	0	0	0	0	13	
05	C.J. Fair	f	4-13	0-5	5-6	1	5	6	0	13	2	1	1	1	39		
25	Rakeem Christmas	f	4-7	0-0	0-0	2	5	7	3	8	1	0	3	0	29		
10	Trevor Cooney	g	4-12	3-10	1-1	0	1	1	1	12	0	0	0	2	34		
11	Tyler Ennis	g	4-11	1-3	4-5	0	3	3	5	13	4	2	0	0	37		
00	Michael Gbinije	g	2-5	1-3	0-0	0	1	1	3	5	0	0	0	0	30		
04	Nolan Hart	g	0-1	0-1	0-0	0	0	0	0	0	0	0	0	0	1		
12	Baye Moussa Keita	g	0-0	0-0	0-0	3	0	3	4	0	1	2	0	1	12		
21	Tyler Robertson	g	2-3	0-0	1-2	1	0	1	1	5	0	0	0	0	3		
23	Russ DeRemer	g	0-0	0-0	0-0	0	0	0	0	0	0	0	0	0	1		
33	Albert Nassar	g	0-1	0-0	0-0	2	0	2	0	0	0	0	0	0	1		
Team						1	3	4									
Totals			20-56	5-22	11-14	10	19	29	18	56	8	5	4	4	200		
FG % 1st Half:		11-26	42.3%	2nd half:	9-30	30.0%	Game:		20-56	35.7%	Deadball						
3FG % 1st Half:		3-9	33.3%	2nd half:	2-13	15.4%	Game:		5-22	22.7%	Rebounds						
FT % 1st Half:		3-3	100.0%	2nd half:	8-11	72.7%	Game:		11-14	78.6%	3						

Virginia 75 • 25-5, 16-1 ACC

#	Player	Total			3-Ptr			Rebounds			PF	TP	A	TO	Blk	Stl	Min
		FG-FGA	FG-FGA	FT-FTA	FG-FGA	FG-FGA	FT-FTA	Off	Def	Tot							
25	Akil Mitchell	f	6-8	0-0	0-1	5	4	9	2	12	0	0	0	0	0	31	
10	Mike Tobey	c	5-9	0-0	1-3	5	3	8	2	11	0	0	0	1	23		
12	Joe Harris	g	2-10	1-6	2-4	1	2	3	2	7	4	0	0	1	33		
15	Malcolm Brogdon	g	5-12	1-3	8-8	0	5	5	2	19	5	1	0	0	33		
23	London Perrantes	g	2-3	2-2	0-0	0	4	4	2	6	7	2	1	0	31		
01	Justin Anderson	g	3-5	3-4	2-2	0	2	2	0	11	2	1	0	0	22		
04	Maleek Frazier	g	0-0	0-0	0-0	0	0	0	0	0	0	0	1	0	1		
13	Anthony Gill	g	2-5	0-0	0-1	1	1	2	2	4	0	1	0	1	16		
21	Rob Vozenilek	g	0-0	0-0	0-0	0	1	1	0	0	1	0	0	0	1		
24	Caid Kirven	g	0-0	0-0	0-0	0	0	0	0	0	0	0	0	0	1		
30	Thomas Rogers	g	1-1	1-1	0-0	0	0	0	0	3	0	0	0	0	1		
32	Darion Atkins	g	1-1	0-0	0-0	0	0	0	1	2	0	1	0	0	6		
34	Jeff Jones	g	0-0	0-0	0-0	0	0	0	0	0	0	0	0	0	1		
Team						1	4	5									
Totals			27-54	8-16	13-19	13	26	39	13	75	19	6	2	3	200		
FG % 1st Half:		12-28	42.9%	2nd half:	15-26	57.7%	Game:		27-54	50.0%	Deadball						
3FG % 1st Half:		1-5	20.0%	2nd half:	7-11	63.6%	Game:		8-16	50.0%	Rebounds						
FT % 1st Half:		2-6	33.3%	2nd half:	11-13	84.6%	Game:		13-19	68.4%	1						

Officials: Roger Ayers (R), Ray Natili, Gary Maxwell
Technical fouls: Syracuse-None, Virginia-None.
Attendance: 14593
SU: Ennis fouled out at 1:35 (I)

Score by periods	1st	2nd	Total
Syracuse	28	28	56
Virginia	27	48	75

Points	In	Off	2nd	Fast	Bench
SU	24	7	10	0	10
VA	34	9	21	4	20

Last FG - SU 2nd-00:58, VA 2nd-00:28.
Largest lead - SU by 5 1st-15:22, VA by 19 2nd-00:28.

Score tied - 5 times.
Lead changed - 7 times.

Official Basketball Box Score -- Game Totals -- Final Statistics
Virginia vs Maryland
03/09/14 12:00 pm at College Park, Md.

Virginia 69 • 25-6, 16-2 ACC

#	Player	Total			3-Ptr			Rebounds			PF	TP	A	TO	Blk	Stl	Min
		FG-FGA	FG-FGA	FT-FTA	FG-FGA	FG-FGA	FT-FTA	Off	Def	Tot							
10	Mike Tobey	f	1-3	0-1	0-0	0	0	0	2	2	0	0	0	0	0	13	
25	Akil Mitchell	f	1-4	0-0	2-4	0	4	4	2	4	1	1	1	1	32		
12	Joe Harris	g	3-10	1-5	5-6	0	2	2	4	12	0	3	0	1	35		
15	Malcolm Brogdon	g	3-9	0-1	6-8	3	2	5	4	12	7	0	1	0	38		
23	London Perrantes	g															

VIRGINIA'S 2013-14 GAME-BY-GAME STARTERS

OPPONENT	1	2	3	4	5	RECORD
JMU	Brogdon	Harris	Anderson	Mitchell	Gill	1-0
VCU	Brogdon	Harris	Anderson	Mitchell	Gill	1-1
vs. Davidson	Perrantes	Brogdon	Harris	Mitchell	Gill	1-0
Navy	Perrantes	Brogdon	Harris	Mitchell	Tobey	1-0
Liberty	Perrantes	Brogdon	Harris	Mitchell	Tobey	2-0
Hampton	Perrantes	Brogdon	Harris	Mitchell	Tobey	3-0
vs. SMU	Perrantes	Brogdon	Harris	Mitchell	Tobey	4-0
vs. Missouri State	Perrantes	Brogdon	Harris	Mitchell	Gill	2-0
Wisconsin	Perrantes	Brogdon	Harris	Mitchell	Gill	2-1
at Green Bay	Perrantes	Brogdon	Harris	Mitchell	Gill	2-2
Northern Iowa	Brogdon	Harris	Anderson	Mitchell	Atkins	1-0
Norfolk State	Perrantes	Brogdon	Harris	Anderson	Atkins	1-0
at Tennessee	Brogdon	Harris	Anderson	Mitchell	Atkins	1-1
at Florida State	Perrantes	Brogdon	Harris	Mitchell	Tobey	5-0
Wake Forest	Perrantes	Brogdon	Harris	Mitchell	Tobey	6-0
at NC State	Perrantes	Brogdon	Harris	Mitchell	Tobey	7-0
at Duke	Perrantes	Brogdon	Harris	Mitchell	Tobey	7-1
Florida State	Perrantes	Brogdon	Harris	Mitchell	Tobey	8-1
North Carolina	Perrantes	Brogdon	Harris	Mitchell	Tobey	9-1
Virginia Tech	Perrantes	Brogdon	Harris	Mitchell	Tobey	10-1
at Notre Dame	Perrantes	Brogdon	Harris	Mitchell	Tobey	11-1
at Pitt	Perrantes	Brogdon	Harris	Mitchell	Tobey	12-1
Boston College	Perrantes	Brogdon	Harris	Mitchell	Tobey	13-1
at Georgia Tech	Perrantes	Brogdon	Harris	Mitchell	Tobey	14-1
Maryland	Perrantes	Brogdon	Harris	Mitchell	Tobey	15-1
at Clemson	Perrantes	Brogdon	Harris	Mitchell	Tobey	16-1
at Virginia Tech	Perrantes	Brogdon	Harris	Mitchell	Tobey	17-1
Notre Dame	Perrantes	Brogdon	Harris	Mitchell	Tobey	18-1
Miami	Perrantes	Brogdon	Harris	Mitchell	Tobey	19-1
Syracuse	Perrantes	Brogdon	Harris	Mitchell	Tobey	20-1
at Maryland	Perrantes	Brogdon	Harris	Mitchell	Tobey	20-2

VIRGINIA'S 2013-14 HONORS

NAME	HONOR
USA Basketball U19 Team (Tony Bennett/Mike Tobey)2013 USA Basketball Team of the Year (Jan. 16)
Joe HarrisPreseason All-ACC
Malcolm BrogdonCollege Sports Madness ACC Player of the Week (Feb. 3)
Joe HarrisNABC Allstate Good Works Team (Feb. 11)
Virginia Student Section ('Hoo Crew)Naismith Student Section of the Year (March 1)
Malcolm BrogdonCo-ACC Player of the Week (March 3)
Malcolm BrogdonCBSsports.com National Player of the Week (March 3)
Malcolm BrogdonCollege Sports Madness ACC Player of the Week (March 3)
Tony BennettACC Coach of the Year (CollegeHoopsDaily.com)
Malcolm BrogdonAll-ACC First Team (Coaches)
Malcolm BrogdonAll-ACC Second Team (ACSMA)
Joe HarrisAll-ACC Second Team (Coaches)
Joe HarrisAll-ACC Third Team (ACSMA)
Akil MitchellAll-ACC Defensive Team (ACSMA & Coaches)
Akil MitchellAll-ACC Honorable Mention (ACSMA)
London PerrantesAll-ACC Freshmen Team (ACSMA & Coaches)
Justin AndersonSixth Man of the Year (ACSMA)
Tony BennettACC Coach of the Year (ACSMA & Coaches)
Tony BennettUSBWA District 3 Coach of the Year
Malcolm BrogdonUSBWA All-District 3 Team
Joe HarrisUSBWA All-District 3 Team
Malcolm BrogdonNABC District 2 Second Team
Joe HarrisNABC District 2 Second Team
Tony BennettCollegeSportsMadness.com ACC Coach of the Year
Malcolm BrogdonCollegeSportsMadness.com All-ACC Second Team
Joe HarrisCollegeSportsMadness.com All-ACC Third Team

MEDIA INFORMATION

PRESS CREDENTIALS

Media members interested in obtaining season or game credentials should contact Erich Bacher via email at bacher@virginia.edu, office phone (434) 982-5530 or cell phone (720) 318-5538. We would like to receive credential requests no later than seven (7) days prior to the game. Credentials that can't be mailed will be held for pickup at the will call window at John Paul Jones Arena. You must have a press pass to be admitted to the media area and the press room.

PHOTO CREDENTIALS

All photographers and camera operators must wear a visible credential issued by the Virginia athletics media relations office. Photographers work from the baselines at both ends of the court at John Paul Jones Arena. Live television is given top priority for courtside space.

PRESS PARKING

Press parking passes are provided upon request on a limited basis. If you need a parking pass, please be sure to inform the UVa athletics media relations office when making your press or photo credential request.

INTERVIEWS

All requests for interviews with Virginia basketball coaches and players should be made through Erich Bacher in the athletics media relations office. It is requested you allow the athletics media relations staff at least one day to arrange an interview.

POSTGAME INTERVIEWS

Virginia head coach Tony Bennett and the visiting head coach will meet with media representatives in the press room after each game at John Paul Jones Arena. Coach Bennett will be available in the press room approximately 10 minutes after the conclusion of the game and the visiting coach will be in the press room approximately 20 minutes after the game. Virginia players will be available in the team meeting room adjacent to the men's basketball locker room after Coach Bennett is done with his postgame press conference.

RADIO

Each visiting school is allowed one free radio broadcast from John Paul Jones Arena. The Virginia athletics media relations office provides two ISDN lines and three business touchtone lines for use by the visiting broadcast crew. Radio network crews work from a courtside location at the scorer's table. Three seats are available at the table and one seat behind the visitor's broadcast location.

GAME SERVICES

Information packets are available before each game at John Paul Jones Arena, and a full statistical summary and play-by-play sheets are distributed at halftime and after the game. Quotes from both coaches and two or three players from each team will be available at the conclusion of the game. A pregame meal is served for working members of the media in the press room on the event level of John Paul Jones Arena.

TELEPHONES/WIRELESS

The Virginia athletics media relations office will have a limited number of telephones available for postgame reporting. Should you require your own telephone for game coverage, please contact Darlene Craig or Erich Bacher in the Virginia athletics media relations office. A wireless network is available at John Paul Jones Arena for visiting media. A UVa media relations representative will provide login directions.

COACH'S CORNER RADIO SHOW

The Farm Bureau Insurance Coach's Corner with Tony Bennett and the "Voice of the Cavaliers" Dave Koehn returns to the Wild Wing Cafe in Charlottesville and airs on the Virginia Sports Radio Network and VirginiaSports.com throughout the basketball season. The schedule for the Coach's Corner is: Dec. 2, 9, 16; Jan. 2, 6, 15, 22, 29; Feb. 3, 12, 19, 24 and March 3, 10, 17, 24, 31.

ACC COACHES TELECONFERENCE

The 2014 ACC Men's Basketball Weekly Teleconference begins Monday, Jan. 6, 2014, and continues each Monday through March 10. Each coach will have 10 minutes to make an opening statement and answer questions. There will be an instant replay of each teleconference on the Conference's internet site TheACC.com each Monday afternoon. Coaches whose teams play on Monday evening will not participate in that day's teleconference.

Here is head coach Tony Bennett's (and ACC weekly opposing coach) 2014 ACC Teleconference schedule:

Monday, Jan. 6 – 12:30p ET (Bzdelik 11a, Gottfried 11:50a)
 Monday, Jan. 27 – 12:20p ET (Brey 11:50a)
 Monday, Feb. 3 – 12:20p ET (Gregory 11:40a, Donahue 11:10a)
 Monday, Feb. 17 – 12:20p ET (Johnson 10:50a, Brey 11:50a)
 Monday, Feb. 24 – 12:30p ET (Larranaga 11:20a)
 Monday, March 3 – 12p ET (Turgeon 12:10p)
 Monday, March 10 – 12:40p ET (Pre-ACC Tournament)

If you need the telephone number to access the teleconference, please contact the Virginia athletics media relations office.

WAHOO CENTRAL

The Virginia athletics department has launched a social media hub, Wahoo Central, which provides Cavalier fans with an online platform to share their thoughts, experiences and conversations. Powered by Postano, an innovative social media visualization company, Wahoo Central will aggregate, share and push fan-generated content from multiple sources and tools to a single visual platform. You can access it by going to: virginiasports.com/wahooentral. Fans can follow and interact with Wahoo Central on Twitter at @wahooentral.

UVA IPHONE APP

The University of Virginia iPhone App is available. Fans may download the App by searching for "Virginia" or "University of Virginia" in iTunes and then scrolling down to the Apps section. An athletics sub-App is included which features live stats for football and men's basketball, schedule, results, and news information for each of UVa sports programs, articles from Jeff White, audio and video content and more.

UNIQUELY UVA

The University of Virginia is an institution rich with history and tradition. Here is some of the terminology that contributes to UVa's culture.

Grounds: The term used by students, faculty and alumni to refer to the University dating as far back as Thomas Jefferson. "Campus" is never used.

First Year, Second Year, Third Year, Fourth Year: Instead of freshman, sophomore, junior, senior. To be a "senior" implies that a person has reached the final phase of learning, a feat that Thomas Jefferson believed to be impossible, arguing instead that education is a life-long process.

Commonwealth: Virginia is one of four constituent states of the United States of America that officially uses the name "Commonwealth" instead of the word state in all references. The other three commonwealths are Kentucky, Massachusetts and Pennsylvania.

THE LAST TIME

VIRGINIA INDIVIDUALS

- **Scored 30 points:** Joe Harris (36) vs. Duke (2/28/13)
- **Scored 40 points:** Sean Singletary (41) at Miami (3/1/08)
- **Two players with 20 points:** Joe Harris (20) and Akil Mitchell (20) vs. Green Bay (12/1/12)
- **Three players with 20 points:** Chris Williams (27), Roger Mason, Jr. (22) and Donald Hand (20) vs. Duke (1/5/00)
- **Four players with 20 points:** Chris Williams (23), Donald Hand (22), Adam Hall (21), and Travis Watson (20) vs. Georgetown (3/15/00)
- **A player with back-to-back 25-point games:** Joe Harris, 26 vs. Virginia Tech (2/12/13), 27 at North Carolina (2/16/13)
- **One player scored in double figures:** Joe Harris (16) at Miami (2/19/13)
- **No players scored in double figures:** vs. Wisconsin (12/4/13)
- **Five players scored in double figures:** Malcolm Brogdon (17), Joe Harris (12), Anthony Gill (12), Justin Anderson (10) and Akil Mitchell (10) at Green Bay (12/7/13)
- **Six players scored in double figures:** Sean Singletary (27), Adrian Joseph (13), Jamil Tucker (13), Mamadi Diane (12), Calvin Baker (11), Laurynas Mikalauskas (11), vs. Maryland (3/9/08)
- **Seven players scored in double figures:** Cornel Parker (20), Junior Burrough (15), Ted Jeffries (14), Cory Alexander (13), Jason Williford (12), Yuri Barnes (11) and Doug Smith (11) vs. Clemson (1/13/93)
- **Had 15 rebounds:** Akil Mitchell (16) vs. Seattle (11/17/12)
- **Had 20 rebounds:** Travis Watson (20) vs. Wofford (1/2/03)
- **Had 25 rebounds:** Bob Mortell (25) vs. Washington & Lee (2/27/60)
- **Two players with 10 rebounds:** Akil Mitchell (12) and Mike Scott (10) vs. NC State (3/9/11)
- **Three players with 10 rebounds:** Yuri Barnes (13), Jason Williford (12) and Junior Burrough (11) vs. Rice (12/4/93)
- **Double-Double:** Malcolm Brogdon (14 pts, 11 rebs) at Georgia Tech (2/8/14)
- **Two players had a double-double:** Mike Scott (23 pts, 10 rebs) and Akil Mitchell (10 pts, 12 rebs) vs. NC State (3/9/12)
- **Three players had a double-double:** Jason Williford (10 pts, 15 rebs), Ted Jeffries (23 pts, 10 rebs), and Cornel Parker (11 pts, 11 rebs) at William & Mary (1/25/93)
- **Double-Double with points and assists:** Sean Singletary (22 pts, 10 assts) vs. Old Dominion (3/24/08)
- **Triple-Double:** Ralph Sampson (15 pts, 22 rebs, 10 blks) vs. Old Dominion (12/29/79)
- **Four Double-Doubles in a row:** Mike Scott [5 in a row] (27 pts, 15 rebs) vs. Oklahoma (11/23/10), (16 pts, 10 rebs) vs. Wichita State (11/24/10), (17 pts, 12 rebs) at Minnesota (11/29/10), (21 pts, 13 rebs) at Virginia Tech (12/5/10), (10 pts, 13 rebs) vs. Radford (12/7/10)
- **20 points and 20 rebounds:** Travis Watson (21 pts, 20 rebs) vs. Wofford (1/2/03)
- **10 assists:** Jontel Evans (10) vs. Howard (1/4/11)
- **5 Blocked Shots:** Darion Atkins (5) vs. No. Iowa (12/21/13)
- **5 Steals:** Joe Harris (5) vs. Boston College (2/5/14)
- **Led UVa in Points, Rebounds and Assists:** Malcolm Brogdon (14 pts, 11 rebs, 3 assts) at Georgia Tech (2/8/14)
- **Hit a last second shot to win a game:** Malcolm Brogdon at Pittsburgh (2/2/14) [3-pointer with 0.9 seconds]
- **Played every minute:** Sylvan Landesberg (45) vs. Clemson (2/15/09)
- **Played more than 40 minutes:** Mike Scott (44), Sammy Zeglinski (44), Jontel Evans (42) at Maryland (3/4/12)

VIRGINIA TEAM

- **Won in Overtime:** vs. Maryland, 61-58 (3/10/13)
- **Lost in Overtime:** at Maryland, 75-69 (3/9/14)
- **Played Two Overtimes:** vs. Maryland, L 92-89 (2/19/05)
- **Played Three Overtimes:** vs. Georgetown, L 115-111 (3/15/00)
- **Shot 70 percent for a Half:** 76.2% (16-21) vs. Notre Dame - 2nd Half (2/22/14)
- **Shot 60 percent in a Game:** 63.6% (28-44) vs. Notre Dame (2/22/14)
- **Shot less than 30 percent in a Game:** 23.4% (11-47) vs. Wisconsin (12/4/13)
- **Shot 90 percent from the free throw line:** 100% (11-11) vs. Lamar (11/19/12)
- **Shot 70 percent from 3-point line:** 71.4% (10-14) vs. SMU (11/29/13)
- **Shot 50 percent from 3-point line:** 50.0% (8-16) vs. Syracuse (3/1/14)
- **Shot less than 30 percent in a half:** 29.6% (8-27) in 1st Half vs. Northern Iowa (12/21/13)
- **Shot less than 20 percent in a half:** 15% (3-20) in 2nd Half vs. Wisconsin (12/4/13)
- **Shot 55 percent or better and lost:** 58.5% (31-53) at North Carolina (2/16/13)
- **Attempted 50 FTs:** 52 (made 34) vs. Howard (12/12/94)
- **Made 30 FTs:** 31 (36 att.) vs. Tennessee (3/18/07)
- **Made 10 3-pt FGs:** 10 vs. SMU (11/29/13)
- **Failed to make a 3-pt FG:** vs. Drake (11/21/11)
- **Had 50 rebounds:** 50 vs. North Carolina (1/15/09)
- **Had 25 assists:** 27 vs. Howard (11/21/01)
- **Had 15 steals:** 16 vs. NC State (2/24/08)
- **Had 10 blocks:** 10 at Virginia Tech (1/10/09)
- **Scored 50 pts in a half:** 51 vs. Mo. State, 2nd half (11/30/13)
- **Scored 60 pts in a half:** 60 vs. Gonzaga, 1st half (1/3/07)
- **Scored 70 pts in a half:** 70 vs. Coastal Carolina, 2nd half (11/20/00)
- **Scored 100 pts (ACC):** 103 vs. Maryland (1/16/07)
- **Scored 100 pts (non-conf):** 107 vs. VMI (11/16/08)
- **Scored under 20 pts in 1st half:** 15 vs. Delaware (11/13/12)
- **Scored under 20 pts in 2nd half:** 18 vs. Wisconsin (12/4/13)
- **Scored under 50 pts in a game:** 48 at Pittsburgh (2/2/14)
- **Defeated top-5 opponent:** 75-56 vs. #4 Syracuse (3/1/14)
- **Defeated top-5 opponent on the road:** 77-69 at #3 Duke (1/17/93)
- **Defeated top-ranked opponent:** 86-73 vs. #1 North Carolina (1/30/86)

OPPONENT INDIVIDUALS

- **Scored 30 points:** Erick Green (35), Virginia Tech (1/24/13)
- **Scored 35 points:** Erick Green (35), Virginia Tech (1/24/13)
- **Scored 40 points:** J.J. Redick (40), Duke (1/28/06)
- **Scored 50 points:** Len Chappell (50), Wake (2/12/62)
- **Two players with 20 points:** Greg Mays (24) and Keifer Sykes (21) at Green Bay (12/7/13)
- **Three players with 20 points:** Jordan McRae (21), Jarnell Stokes (20), Josh Richardson (20), Tennessee (12/30/13)
- **Two players with 30 points:** Trevor Powell (31) and Tony Smith (31), Marquette (2/3/90)
- **No players scored in double figures:** Florida State (1/19/13)
- **Five players scored in double figures:** Isaiah Thomas (18), C.J. Wilcox (17), Abdul Gaddy (12), Terrence Ross (12), Justin Holiday (11), Washington (11/22/10)
- **Six players scored in double figures:** C.J. Harris (15), Ari Stewart (12), Travis McKie (12), J.T. Terrell (11), Ty Walker (11), Gary Clark (10), at Wake Forest (1/29/11)
- **Seven players scored in double figures:** Stanley Burrell (15), Drew Lavender (13), C.J. Anderson (12), B.J. Raymond (12), Josh Duncan (11), Charles Bronson (11), and Jason Love (10), at Xavier (1/3/08)
- **Double-Double:** Amile Jefferson (10 pts, 15 rebs), Duke (1/13/14)
- **Double-Double with points and assists:** Keifer Sykes (21 pts, 10 assts), Green Bay (12/7/13)
- **Two players had a double-double:** C.J. Leslie (20 pts, 14 rebs) & Richard Howell (12 pts, 11 rebs), NC State (1/29/13)
- **Had 15 rebounds:** Amile Jefferson (15), Duke (1/13/14)
- **Had 20 rebounds:** Tim Duncan (23), Wake (2/22/97)
- **Had 10 assists:** Keifer Sykes (10), at Green Bay (12/7/13)
- **5 Blocked Shots:** Daniel Miller (6), at Georgia Tech (2/8/14)
- **5 Steals:** Jordan Fouse (8), Green Bay (12/7/13)
- **Hit a last second shot to win a game:** Treveon Graham of VCU (11/12/13), 3-pointer with 1.4 seconds left in regulation

OPPONENT TEAM

- **Shot less than 30 percent in a Game:** 26.1% (12-46), Miami (2/26/14)
- **Shot less than 30 percent in a Game (ACC):** 26.1% (12-46), Miami (2/26/14)
- **Shot 60 percent in a Game:** 63.8% (37-58), at Xavier (1/3/08)
- **Shot 55 percent or better and lost:** 55.3% (26-47), Cleveland State (11/25/09)
- **Scored 100 pts:** 106, Washington (11/22/10)
- **Scored 90 pts in an ACC game:** 93, North Carolina (2/16/13)
- **Scored 60 pts in a half:** 60, at Miami, 2nd half (3/1/08)
- **Scored 50 pts in a half:** 53, at North Carolina, 2nd half (2/16/13)
- **Scored under 20 pts in 1st half:** 17, Virginia Tech (1/25/14)
- **Scored under 20 pts in 2nd half:** 19, Notre Dame (2/22/14)
- **Scored under 50 pts in a game:** 40, Miami (2/26/14)
- **Had 25 assists:** 27, at Xavier (1/3/08)
- **Had 15 steals:** 15, VMI (11/16/08)
- **Had 10 blocks:** 10 at Maryland (3/5/11)
- **Failed to make a 3-pt FG:** Miami (2/26/14)

2013-14 VIRGINIA MISCELLANEOUS STATISTICS

Largest halftime lead: 23 at NC State (48-25)
 Largest halftime deficit: 22 at Tennessee (48-26)
 Largest halftime deficit overcome in a victory: 7 at Virginia Tech (28-21)
 Largest halftime lead surrendered in a loss: 2 vs. VCU (26-24)
 Largest deficit overcome in a win: 11 at VT (trailed 40-29 @14:19 2nd half)

Largest lead surrendered in a loss: 7 vs. VCU (led 51-44 @ 7:00 2nd half)
 Largest deficit at any time: 37 at Tennessee (trailed 48-85 @ 2:23 2nd half)
 Largest lead at any time: 36 vs. Hampton (led 64-28 @ 5:33 2nd Half)
 Most consecutive points scored: 25 vs. Notre Dame (43-43 to 68-43)
 Most consecutive points allowed: 12 at Green Bay and vs. Boston College

Teven JONES

G • 6-0 • 182 • Sophomore • Kannapolis, N.C. • Fishburne Military School

5

2013-14 SEASON HIGHLIGHTS

- Has appeared in 25 games
- Averaging 0.6 ppg and 0.3 apg
- Tallied season highs in points (4) and minutes (11) vs. Norfolk St. (12/23/13)
- Had two assists and a steal vs. Wake Forest (1/8/14)
- Scored two points vs. Florida State (1/18/14)
- Scored two points off one steal vs. Virginia Tech (1/25/14)

CAREER/SEASON HIGHS

	CAREER HIGH	SEASON HIGH
Points	13 vs. North Texas (11/20/12)	4 vs. Norfolk State (12/23/13)
FGs	3 vs. North Texas (11/20/12)	1, 4x- last vs. Virginia Tech (1/25/14)
3FGs	2, 3x - last vs. Norfolk State (3/19/13)	-
FTs	6 vs. North Texas (11/20/12)	2 vs. Norfolk St. (12/23/13)
Rebounds	4 vs. Old Dominion (12/22/12)	1, 3x- last Norfolk St. (12/23/13)
Assists	4 vs. North Texas (11/20/12)	2 vs. Wake Forest (1/8/14)
Turnovers	4 at Wisconsin (11/28/12)	1 vs. VCU (11/12/13)
Blocks	1, 2x- last at Wisconsin (11/28/12)	-
Steals	3 vs. Morgan State (12/19/12)	1, 4x- last vs. Virginia Tech (1/25/14)
Minutes	31 vs. North Texas (11/20/12)	11 vs. Norfolk St. (12/23/13)

2013-14 GAME-BY-GAME

Opponent	GP-GS	FG-FGA	3FG-3FGA	FT-FTA	Off-Def	Total	A	TO	Blk	Stl	PF	Min	Pts
James Madison	1-0	0-2	0-1	0-0	0-0	0	0	0	0	0	2	6	0
VCU	2-0	0-1	0-0	1-2	0-0	0	1	1	0	0	1	9	1
vs. Davidson	3-0	0-0	0-0	0-0	0-0	0	0	0	0	0	0	4	0
Navy	4-0	0-1	0-1	0-0	0-1	1	0	0	0	0	0	6	0
Liberty	5-0	0-0	0-0	0-0	0-0	0	0	0	0	0	0	2	0
Hampton	6-0	0-2	0-0	1-3	0-0	0	1	0	0	1	1	10	1
vs. SMU	7-0	0-1	0-0	0-0	1-0	1	0	0	0	0	0	1	0
vs. Missouri State	8-0	0-2	0-2	0-0	0-0	0	0	0	0	0	0	3	0
Wisconsin	DNP												
at Green Bay	9-0	1-2	0-1	0-0	0-0	0	0	0	0	0	0	5	2
Northern Iowa	10-0	0-0	0-0	0-0	0-0	0	0	0	0	0	0	1	0
Norfolk State	11-0	1-2	0-0	2-3	1-0	1	1	0	0	1	1	11	4
at Tennessee	12-0	0-0	0-0	2-2	0-0	0	1	0	0	0	0	7	2
at Florida State	13-0	0-0	0-0	0-0	0-0	0	0	0	0	0	0	5	0
Wake Forest	14-0	0-0	0-0	0-2	0-2	2	2	0	0	1	0	8	0
at NC State	15-0	0-1	0-0	0-0	0-0	0	1	0	0	0	2	14	0
at Duke	16-0	0-0	0-0	0-0	0-0	0	0	0	0	0	0	2	0
Florida State	17-0	1-1	0-0	0-0	0-0	0	0	0	0	0	0	2	2
North Carolina	18-0	0-0	0-0	0-2	0-0	0	0	0	0	0	1	1	0
Virginia Tech	19-0	1-4	0-1	0-0	0-0	0	0	0	0	1	3	7	2
at Notre Dame	20-0	0-0	0-0	0-0	0-0	0	0	0	0	0	0	3	0
at Pittsburgh	DNP												
Boston College	21-0	0-0	0-0	0-0	0-0	0	0	0	0	0	0	1	0
at Georgia Tech	22-0	0-0	0-0	0-0	0-0	0	0	0	0	0	0	2	0
Maryland	23-0	0-0	0-0	0-0	0-0	0	1	0	0	0	0	5	0
at Clemson	DNP												
at Virginia Tech	DNP												
Notre Dame	24-0	0-1	0-1	0-0	0	0	0	0	0	0	0	2	0
Miami	25-0	0-1	0-0	0-0	0	0	0	0	0	0	0	3	0
Syracuse	DNP												
at Maryland	DNP												

Mike TOBEY

F/C • 6-11 • 253 • Sophomore • Monroe, N.Y. • Blair Academy (N.J.)

10

2013-14 SEASON HIGHLIGHTS

- Has appeared in all 31 games, making 22 starts
- Averaging 6.6 points, 4.0 rebounds and a team-leading 1.2 blocks per game
- Had a career-high nine rebounds and two blocks vs. VCU (11/12/13)
- Had a game-high 18 points (8-11 FG), seven rebounds and two blocks vs. Davidson (11/16/13)
- Made his first start of the season, recording 13 points and eight rebounds vs. Navy (11/19/13)
- Tallied 14 points and six rebounds vs. Missouri State (11/30/13)
- Had 16 points and seven rebounds at NC State (1/11/14)
- Scored 13 points vs. Florida State (1/18/14)
- Recorded 14 points and four rebounds at Notre Dame (1/28/14)
- Had 14 points, five rebounds and two blocks at Clemson (2/15/14)
- Had a career-high four blocks vs. Notre Dame (2/22/14)
- Recorded 11 points and eight rebounds (5 offensive) vs. Syracuse (3/1/14)

CAREER/SEASON HIGHS

	CAREER HIGH	SEASON HIGH
Points	19 vs. Wofford (12/30/12)	18 vs. Davidson (11/16/13)
FGs	9 vs. Wofford (12/30/12)	8 vs. Davidson (11/16/13)
3FGs	1, 3x - last vs. Georgia Tech (2/24/13)	-
FTs	7 vs. Seattle (11/17/12)	6 vs. Virginia Tech (1/25/14)
Rebounds	9 vs. VCU (11/12/13)	9 vs. VCU (11/12/13)
Assists	2, 2x- last vs. Florida State (1/18/14)	2, 2x- last vs. Florida State (1/18/14)
Turnovers	3, 4x- last at Pitt (2/2/13)	3, 4x- last at Pitt (2/2/14)
Blocks	4 vs. Notre Dame (2/22/14)	4 vs. Notre Dame (2/22/14)
Steals	2 vs. Navy (11/19/13)	2 vs. Navy (11/19/13)
Minutes	29, 2x- last vs. Florida State (1/18/14)	29, 2x- last vs. Florida State (1/18/14)

2013-14 GAME-BY-GAME

Opponent	GP-GS	FG-FGA	3FG-3FGA	FT-FTA	Off-Def	Total	A	TO	Blk	Stl	PF	Min	Pts
James Madison	1-0	5-9	0-0	0-0	3-0	3	1	1	0	0	0	18	10
VCU	2-0	2-4	0-0	1-2	5-4	9	0	0	2	0	3	11	5
vs. Davidson	3-0	8-11	0-0	2-2	5-2	7	0	3	2	1	1	26	18
Navy	4-1	6-10	0-0	1-2	4-4	8	1	1	0	2	1	24	13
Liberty	5-2	1-3	0-0	0-0	1-3	4	0	0	1	0	1	17	2
Hampton	6-3	1-6	0-0	2-2	0-3	3	0	3	2	0	3	15	4
vs. SMU	7-4	0-3	0-0	3-4	1-0	1	0	1	0	0	3	10	3
vs. Missouri State	8-4	5-8	0-1	4-7	3-3	6	0	3	1	1	2	17	14
Wisconsin	9-4	3-7	0-0	1-2	3-1	4	0	1	2	0	1	15	7
at Green Bay	10-4	1-2	0-0	1-2	2-3	5	0	2	1	1	1	15	3
Northern Iowa	11-4	0-0	0-0	0-0	0-1	1	0	0	1	0	0	5	0
Norfolk State	12-4	1-4	0-0	1-2	1-3	4	0	1	2	0	1	16	3
at Tennessee	13-4	5-10	0-0	0-0	3-4	7	0	0	2	0	2	29	10
at Florida State	14-5	0-4	0-0	0-0	1-1	2	0	0	1	0	4	14	0
Wake Forest	15-6	3-11	0-0	0-1	3-1	4	2	2	0	0	1	23	6
at NC State	16-7	6-11	0-0	4-4	5-2	7	1	2	0	0	2	24	16
at Duke	17-8	2-9	0-0	4-4	4-0	4	1	0	0	0	2	25	8
Florida State	18-9	4-11	0-0	5-6	2-1	3	2	1	2	0	4	29	13
North Carolina	19-10	2-4	0-0	2-5	2-3	5	0	1	1	0	4	19	6
Virginia Tech	20-11	1-2	0-0	6-6	2-3	5	1	2	2	0	1	24	8
at Notre Dame	21-12	7-10	0-0	0-0	1-3	4	0	1	1	1	0	26	14
at Pittsburgh	22-13	2-4	0-0	0-0	3-0	3	0	3	2	0	4	21	4
Boston College	23-14	0-3	0-0	0-0	0-0	0	0	0	0	0	3	7	0
at Georgia Tech	24-15	1-6	0-0	0-0	3-1	4	0	1	0	0	2	13	2
Maryland	25-16	2-3	0-0	0-1	1-1	2	0	1	1	0	0	18	4
at Clemson	26-17	7-9	0-0	0-0	2-3	5	0	2	2	0	2	21	14
at Virginia Tech	27-18	1-1	0-0	0-0	0-1	1	1	0	1	1	1	24	2
Notre Dame	28-19	1-2	0-0	0-0	0-4	4	1	0	4	0	1	16	2
Miami	29-20	1-4	0-0	0-0	1-0	1	0	1	1	0	4	14	2
Syracuse	30-21	5-9	0-0	1-3	5-3	8	0	0	0	1	2	23	11
at Maryland	31-22	1-3	0-1	0-0	0-0	0	0	0	0	0	2	13	2

Evan NOLTE

F • 6-8 • 227 • Sophomore • Milton, Ga. • Milton

11

2013-14 SEASON HIGHLIGHTS

- Has appeared in 27 games
- Averaging 2.7 points and 0.7 rebounds per game
- Did not play vs. VCU (concussion)
- Tied a career-high with three assists vs. Navy (11/19/13)
- Scored six points on a pair of 3-pointers vs. Liberty (11/23/13)
- Recorded 12 points, including three 3-pointers vs. SMU (11/29/13)
- Scored six points on a pair of 3-pointers at Florida State (1/4/14)
- Had nine points and three rebounds in a season-high 19 minutes vs. Boston College (2/5/14)

CAREER/SEASON HIGHS

	CAREER HIGH	SEASON HIGH
Points	18 at Virginia Tech (1/24/13)	12 vs. SMU (11/29/13)
FGs	6 at Virginia Tech (1/24/13)	3 vs. SMU (11/29/13)
3FGs	5 at Virginia Tech (1/24/13)	3 vs. SMU (11/29/13)
FTs	4, 3x-last at Tennessee (12/30/13)	4 at Tennessee (12/30/13)
Rebounds	7 vs. Florida State (1/19/13)	3 vs. Wake Forest (1/8/14)
Assists	3, 5x- last vs. Navy (11/19/13)	3 vs. Navy (11/19/13)
Turnovers	3 vs. North Texas (11/20/12)	2 at Tennessee (12/30/13)
Blocks	2, 3x- last vs. Clemson (2/7/13)	1, 2x- last vs. BC (2/5/14)
Steals	4 at Virginia Tech (1/24/13)	2, 2x- last vs. SMU (11/29/13)
Minutes	34 at Virginia Tech (1/24/13)	19 vs. Boston College (2/5/14)

2013-14 GAME-BY-GAME

Opponent	GP-GS	FG-FGA	3FG-3FGA	FT-FTA	Off-Def	Total	A	TO	Blk	Stl	PF	Min	Pts
James Madison	1-0	1-4	0-3	0-0	0-1	1	0	0	0	1	3	16	2
VCU	DNP												
vs. Davidson	2-0	0-1	0-1	1-2	0-0	0	0	0	0	0	1	4	1
Navy	3-0	0-2	0-2	0-0	0-0	0	3	1	0	1	0	12	0
Liberty	4-0	2-3	2-3	0-0	0-0	0	1	0	0	2	0	12	6
Hampton	5-0	1-3	0-2	2-3	0-1	1	0	1	0	0	1	14	4
vs. SMU	6-0	3-4	3-3	3-4	1-1	2	0	1	0	2	3	10	12
vs. Missouri State	7-0	0-2	0-2	0-0	0-0	0	0	0	0	0	0	11	0
Wisconsin	8-0	0-3	0-2	0-0	0-0	0	0	0	0	0	0	10	0
at Green Bay	9-0	0-0	0-0	2-2	0-0	0	0	0	0	0	1	9	2
Northern Iowa	10-0	0-1	0-1	0-0	0-1	1	0	0	0	0	1	4	0
Norfolk State	11-0	1-1	1-1	0-0	0-0	0	0	0	0	0	1	6	3
at Tennessee	12-0	1-2	1-2	4-4	0-1	1	0	2	0	0	1	10	7
at Florida State	13-0	2-5	2-4	0-0	1-0	1	0	0	1	0	0	12	6
Wake Forest	14-0	1-2	1-1	0-0	0-3	3	0	0	0	0	1	13	3
at NC State	15-0	1-3	0-1	0-0	0-0	0	2	0	0	0	1	15	2
at Duke	16-0	0-0	0-0	0-0	0-0	0	0	1	0	0	1	6	0
Florida State	DNP												
North Carolina	17-0	1-1	1-1	0-0	0-1	1	0	1	0	0	0	6	3
Virginia Tech	18-0	0-3	0-3	0-0	0-1	1	1	0	0	0	0	9	0
at Notre Dame	19-0	1-1	1-1	0-0	1-0	1	0	1	0	1	2	12	3
at Pittsburgh	20-0	0-1	0-1	0-0	0-0	0	0	0	0	0	0	3	0
Boston College	21-0	3-5	1-3	2-6	1-2	3	0	1	1	0	2	19	9
at Georgia Tech	22-0	0-1	0-1	0-0	0-1	1	0	0	0	0	0	4	0
Maryland	DNP												
at Clemson	23-0	0-0	0-0	0-0	0-0	0	0	0	0	0	0	6	0
at Virginia Tech	24-0	0-1	0-1	0-0	0-0	0	0	0	0	0	0	2	0
Notre Dame	25-0	1-2	1-2	0-0	0-0	0	0	0	0	0	1	10	3
Miami	26-0	1-2	1-2	0-0	1-0	1	1	0	0	0	0	8	3
Syracuse	DNP												
at Maryland	27-0	1-6	0-5	1-1	0-2	2	0	0	0	0	4	12	3

Joe HARRIS

G • 6-6 • 225 • Senior • Chelan, Wash. • Chelan

12

2013-14 SEASON HIGHLIGHTS

- 2nd Team All-ACC (Coaches) and 3rd Team All-ACC (ACSMA)
- USBWA All-District 3 Team and NABC All-District 2 Second Team
- Has started all 31 games
- Preseason All-ACC team, John R. Wooden Award and Naismith Trophy candidate
- Named to the 2014 Allstate NABC Good Works Team and was a Senior CLASS Award nominee
- Second on UVa with 11.4 points per game and third on the team with 2.4 assists per game
- Scored a team-high 18 points vs. VCU (11/12/13)
- Tallied 16 points on 7-8 shooting vs. Navy (11/19/13)
- Tallied 20 points on 7-7 shooting, including 4-4 3-pointers vs. Hampton (11/26/13)
- Recorded 15 points vs. SMU (11/29/13) and Missouri State (11/30/13)
- Scored a game-high 18 points (6-8 FG, 4-5 3FG) vs. Florida State (1/18/14)
- Had nine points and a career-high five steals vs. Boston College (2/5/14)
- Led Virginia with 19 points and tied a season-high with four assists vs. Maryland (2/10/14)
- Led Virginia with 16 points along with five rebounds and three assists at Clemson (2/15/14)

CAREER/SEASON HIGHS

	CAREER HIGH	SEASON HIGH
Points	36 vs. Duke (2/28/13)	20 vs. Hampton (11/26/13)
FGs	12 vs. Duke (2/28/13)	7, 3x- last vs. Hampton (11/26/13)
3FGs	5, 3x- last vs. Virginia Tech (2/12/13)	4, 5x- last at Clemson (2/15/14)
FTs	10 vs. Duke (2/28/13)	6, 2x- last at NC State (1/11/14)
Rebounds	10 vs. Boston College (2/26/11)	7, 4x- last at Duke (1/13/14)
Assists	6 vs. Mississippi Valley St. (12/8/12)	5 vs. Miami (2/26/14)
Turnovers	6 at Georgia Tech (2/3/13)	3, 5x- last at Clemson (2/15/14)
Blocks	3, 2x- last vs. Boston College (1/26/13)	1, 7x- last vs. Notre Dame (2/23/14)
Steals	5 vs. Boston College (2/5/14)	5 vs. Boston College (2/5/14)
Minutes	41 at Miami (2/5/11)	35, 3x- last at Maryland (3/9/14)

2013-14 GAME-BY-GAME

Opponent	GP-GS	FG-FGA	3FG-3FGA	FT-FTA	Off-Def	Total	A	TO	Blk	Stl	PF	Min	Pts
James Madison	1-1	2-6	1-4	0-0	1-6	7	1	2	0	0	0	25	5
VCU	2-2	7-12	1-4	3-6	1-4	5	2	3	0	0	4	34	18
vs. Davidson	3-3	0-4	0-2	1-2	2-2	4	1	3	1	2	1	30	1
Navy	4-4	7-8	2-3	0-2	0-3	3	3	3	0	1	3	24	16
Liberty	5-5	3-9	1-4	2-2	1-3	4	2	0	0	0	2	24	9
Hampton	6-6	7-7	4-4	2-3	1-1	2	3	2	0	2	2	20	20
vs. SMU	7-7	4-6	3-3	4-7	0-1	1	2	2	0	1	3	29	15
vs. Missouri State	8-8	5-6	4-5	1-1	0-4	4	3	2	0	0	0	28	15
Wisconsin	9-9	1-10	0-4	0-0	0-2	2	4	1	0	2	4	33	2
at Green Bay	10-10	5-9	1-4	1-3	2-1	3	1	0	0	1	3	25	12
Northern Iowa	11-11	4-11	1-7	3-5	4-3	7	3	0	0	0	1	34	12
Norfolk State	12-12	3-6	0-1	6-7	1-6	7	2	2	1	0	3	31	12
at Tennessee	13-13	2-9	1-4	2-2	0-1	1	1	3	0	0	2	31	7
at Florida State	14-14	0-0	0-0	0-0	0-0	0	0	0	0	0	0	2	0
Wake Forest	15-15	4-8	3-6	0-1	0-1	1	2	1	0	0	0	27	11
at NC State	16-16	4-8	2-4	6-6	0-2	2	2	1	1	3	4	20	16
at Duke	17-17	5-12	2-4	3-3	2-5	7	0	1	0	3	4	33	15
Florida State	18-18	6-8	4-5	2-3	1-3	4	3	1	1	0	3	33	18
North Carolina	19-19	4-10	3-8	5-8	0-0	0	4	0	0	0	2	30	16
Virginia Tech	20-20	4-9	2-5	2-2	0-1	1	3	0	0	1	1	26	12
at Notre Dame	21-21	4-10	1-3	0-0	0-2	2	4	2	0	3	3	28	9
at Pittsburgh	22-22	4-12	2-6	1-4	1-2	3	3	2	1	0	3	26	11
Boston College	23-23	3-7	1-4	2-5	0-1	1	2	0	0	5	4	22	9
at Georgia Tech	24-24	3-8	3-5	2-2	0-2	2	1	0	1	0	0	30	11
Maryland	25-25	6-12	4-7	3-4	0-2	2	4	2	0	0	4	33	19
Clemson	26-26	6-15	4-9	0-2	2-3	5	3	3	0	1	4	35	16
at Virginia Tech	27-27	2-10	2-6	1-3	0-1	1	3	1	0	3	1	35	7
Notre Dame	28-28	3-10	2-7	0-0	1-2	3	2	1	1	1	2	29	8
Miami	29-29	4-9	3-5	0-0	0-1	1	5	1	0	0	2	28	11
Syracuse	30-30	2-10	1-6	2-4	1-2	3	4	0	0	1	2	33	7
at Maryland	31-31	3-10	1-5	5-6	0-2	2	0	3	0	1	4	35	12

Anthony GILL

F • 6-8 • 230 • R-So. • High Point, N.C. • Charlotte Christian [South Carolina]

13

2013-14 SEASON HIGHLIGHTS

- Has played in all 31 games, starting six
- Fourth on team in scoring at 8.0 points per game, shooting a team-high 60.7% from the floor
- Made UVA debut with 13 points on 5-of-5 shooting vs. James Madison (11/8/13)
- Scored a career-high 18 points on 8-of-9 shooting vs. Navy (11/19/13)
- Led Virginia with 13 points vs. Liberty (11/23/13)
- Tallied a career-high 19 points to go along with seven rebounds vs. SMU (11/29/13)
- Had 13 points and seven rebounds vs. Boston College (2/5/14)
- Had 11 points on 4-of-5 shooting and six rebounds at Georgia Tech (2/8/14)
- Scored 12 points on 4-4 shooting at Clemson (2/15/14)
- Had 15 points and tied a career-high with three assists vs. Notre Dame (2/22/14)
- Led Virginia with 15 points at Maryland (3/9/14)
- Corpus Christi Challenge All-Tournament Team

CAREER/SEASON HIGHS

	CAREER HIGH	SEASON HIGH
Points	19 vs. SMU (11/29/13)	19 vs. SMU (11/29/13)
FGs	8 vs. Navy (11/19/13)	8 vs. Navy (11/19/13)
3FGs	2, 3x - last vs. Kentucky (2/4/12)*	-
FTs	7 vs. SMU (11/29/13)	7 vs. SMU (11/29/13)
Rebounds	9, 2x - last vs. Alabama (1/25/12)*	8, 2x-last vs. UNC (1/20/14)
Assists	3, 3x - last vs. Notre Dame (2/23/14)	3 vs. Notre Dame (2/22/14)
Turnovers	5 vs. Presbyterian (12/13/11)*	4 vs. Hampton (11/26/13)
Blocks	2, 3x- last vs. Liberty (11/23/13)	2 vs. Liberty (11/23/13)
Steals	3 at Kentucky (1/7/12)*	1, 6x-last at Georgia Tech (2/8/14)
Minutes	35 vs. Kentucky (2/4/12)*	29 at Maryland (3/9/14)

* denotes at South Carolina

2013-14 GAME-BY-GAME

Opponent	GP-GS	FG-FGA	3FG-3FGA	FT-FTA	Off-Def	Total	A	TO	Blk	Stl	PF	Min	Pts
James Madison	1-1	5-5	0-0	3-5	0-2	2	0	1	1	0	0	20	13
VCU	2-2	0-0	0-0	0-0	0-3	3	0	1	0	1	3	16	0
vs. Davidson	3-3	2-4	0-0	1-3	1-0	1	0	3	0	0	3	17	5
Navy	4-3	8-9	0-0	2-3	3-2	5	0	2	0	0	0	18	18
Liberty	5-3	6-10	0-0	1-2	1-1	2	2	0	2	1	0	22	13
Hampton	6-3	3-5	0-0	1-1	1-3	4	2	4	0	0	2	20	7
vs. SMU	7-3	6-10	0-0	7-9	1-6	7	1	0	0	0	3	26	19
vs. Missouri State	8-4	3-5	0-0	2-5	3-5	8	0	2	0	0	2	18	8
Wisconsin	9-5	1-3	0-0	4-4	0-6	6	0	1	0	0	2	20	6
at Green Bay	10-6	5-6	0-0	2-2	4-1	5	0	2	0	0	2	21	12
Northern Iowa	11-6	0-1	0-0	0-0	0-1	1	0	0	0	0	0	8	0
Norfolk State	12-6	2-2	0-0	3-5	0-0	0	0	1	1	1	1	10	7
at Tennessee	13-6	3-4	0-0	1-2	0-3	3	0	1	0	0	4	22	7
at Florida State	14-6	0-3	0-0	2-4	3-1	4	0	1	0	0	4	19	2
Wake Forest	15-6	3-4	0-0	4-5	1-3	4	1	1	0	1	3	17	10
at NC State	16-6	1-5	0-0	2-4	1-1	2	0	2	0	0	2	18	4
at Duke	17-6	0-2	0-0	2-4	1-1	2	0	0	0	0	0	10	2
Florida State	18-6	3-4	0-0	2-4	1-3	4	0	0	0	0	3	16	8
North Carolina	19-6	4-5	0-0	0-0	3-5	8	0	1	1	0	0	20	8
Virginia Tech	20-6	2-2	0-0	3-8	2-3	5	1	0	0	0	3	20	7
at Notre Dame	21-6	2-5	0-0	1-2	2-1	3	0	0	1	0	2	20	5
at Pittsburgh	22-6	0-2	0-0	1-2	2-4	6	0	0	1	1	4	22	1
Boston College	23-6	5-9	0-0	3-5	2-5	7	0	1	0	0	1	25	13
at Georgia Tech	24-6	4-5	0-0	3-4	2-4	6	0	2	0	1	4	23	11
Maryland	25-6	0-2	0-0	1-2	0-0	0	0	0	1	0	2	10	1
at Clemson	26-6	4-4	0-0	4-6	0-3	3	0	0	0	0	0	22	12
at Virginia Tech	27-6	2-4	0-0	1-1	3-0	3	0	2	1	0	3	21	5
Notre Dame	28-6	5-6	0-0	5-6	2-1	3	3	1	0	0	2	22	15
Miami	29-6	2-4	0-0	5-9	0-3	3	2	1	1	0	4	21	9
Syracuse	30-6	2-5	0-0	0-1	1-1	2	0	1	0	1	2	16	4
at Maryland	31-6	5-10	0-0	5-8	1-1	2	1	1	2	1	3	29	15

Malcolm BROGDON

G • 6-5 • 217 • R-Sophomore • Norcross, Ga. • Greater Atlanta Christian

15

2013-14 SEASON HIGHLIGHTS

- 1st Team All-ACC (coaches) and 2nd Team All-ACC (ACSMA)
- USBWA All-District 3 Team and NABC All-District 2 Second Team
- Has started all 31 games after missing the 2012-2013 season
- Leads UVA in free throw percentage (89.3%), points (12.6 ppg) and steals (1.3 spg)
- Ranks second on the team with 5.6 rebounds and 2.6 assists per game
- Had 11 points and six rebounds in a career-high 38 minutes at Florida State (1/4/14)
- Recorded a career highs in points (18) and 3-pointers (4) vs. Virginia Tech (1/25/14)
- Had 16 points including game-winning 3-pointer, five rebounds and four assists at Pitt (2/2/14)
- Recorded his first career double-double with 17 points and a career-high 11 rebounds, along with a career-high seven assists vs. Boston College (2/5/14)
- Had his second career double-double with 14 points and 11 rebounds at Georgia Tech (2/8/14)
- Recorded a career-high 19 points, five rebounds and five assists vs. Syracuse (3/1/14)
- Has scored in double-figures in a career-best 18 consecutive games (Jan. 4-March 9)
- Only player in the ACC to score in double-figures in each ACC game this season

CAREER/SEASON HIGHS

	CAREER HIGH	SEASON HIGH
Points	19 vs. Syracuse (3/1/14)	19 vs. Syracuse (3/1/14)
FGs	7, 2x- last at Notre Dame (1/28/14)	7, 2x- last at Notre Dame (1/28/14)
3FGs	4 vs. Virginia Tech (1/25/14)	4 vs. Virginia Tech (1/25/14)
FTs	8, 3x- last vs. Syracuse (3/1/14)	8, 2x- last vs. Syracuse (3/1/14)
Rebounds	11, 2x- last at Georgia Tech (2/8/14)	11, 2x- last at Georgia Tech (2/8/14)
Assists	7, 2x - last at Maryland (3/9/14)	7, 2x - last at Maryland (3/9/14)
Turnovers	4, 4x- last vs. SMU (11/29/13)	4, 2x- last vs. SMU (11/29/13)
Blocks	2 vs. Green Bay (11/25/11)	1, 3x- last vs. Florida State (1/18/14)
Steals	5 at Notre Dame (1/28/14)	5 at Notre Dame (1/28/14)
Minutes	38, 2x- last at Maryland (3/9/14)	38, 2x- last at Maryland (3/9/14)

2013-14 GAME-BY-GAME

Opponent	GP-GS	FG-FGA	3FG-3FGA	FT-FTA	Off-Def	Total	A	TO	Blk	Stl	PF	Min	Pts
James Madison	1-1	3-6	3-4	0-0	0-6	6	1	2	0	2	1	26	9
VCU	2-2	3-8	0-1	4-6	0-5	5	2	4	1	1	2	30	10
vs. Davidson	3-3	7-10	1-1	2-2	1-6	7	2	1	1	2	3	29	17
Navy	4-4	6-10	1-4	0-0	0-4	4	0	1	0	2	2	24	13
Liberty	5-5	5-9	2-5	0-0	0-2	2	1	1	0	2	1	26	12
Hampton	6-6	2-4	1-1	0-0	0-4	4	1	0	0	2	2	15	5
vs. SMU	7-7	1-7	1-4	4-4	1-3	4	3	4	0	0	2	36	7
vs. Missouri State	8-8	3-5	1-3	6-6	0-7	7	5	3	0	1	4	30	13
Wisconsin	9-9	1-7	0-2	3-4	1-6	7	2	2	0	1	2	29	5
at Green Bay	10-10	5-14	3-8	4-4	0-6	6	2	2	0	0	3	32	17
Northern Iowa	11-11	2-8	2-7	2-2	0-7	7	1	2	0	0	3	32	8
Norfolk State	12-12	1-7	1-3	4-4	1-4	5	2	2	1	4	1	30	7
at Tennessee	13-13	0-5	0-2	0-0	2-4	6	2	2	0	0	2	21	0
at Florida State	14-14	3-10	0-3	5-6	2-4	6	1	1	0	1	3	38	11
Wake Forest	15-15	6-8	2-2	0-0	0-6	6	2	0	0	2	0	26	14
at NC State	16-16	6-10	1-3	0-0	0-2	2	1	0	0	1	1	29	13
at Duke	17-17	6-13	0-3	5-5	1-4	5	0	2	0	0	3	35	17
Florida State	18-18	5-13	1-2	5-5	1-3	4	6	2	1	4	2	33	16
North Carolina	19-19	6-14	2-6	2-3	3-3	6	1	2	0	3	2	33	16
Virginia Tech	20-20	6-10	4-5	2-2	1-5	6	3	1	0	1	0	28	18
at Notre Dame	21-21	7-10	2-3	0-0	2-5	7	6	2	0	5	2	33	16
at Pittsburgh	22-22	6-12	2-2	2-3	1-4	5	4	0	0	0	1	35	16
Boston College	23-23	4-11	1-3	8-9	4-7	11	7	2	0	1	2	35	17
at Georgia Tech	24-24	3-12	1-2	7-7	2-9	11	3	0	0	1	1	34	14
Maryland	25-25	6-13	0-2	2-2	0-3	3	1	0	0	0	2	34	14
at Clemson	26-26	3-9	1-3	7-8	1-7	8	0	1	0	0	1	36	14
at Virginia Tech	27-27	3-11	2-6	4-6	1-2	3	3	1	0	2	4	34	12
Notre Dame	28-28	5-9	2-3	1-1	0-7	7	6	2	0	0	1	34	13
Miami	29-29	4-9	0-1	7-7	0-4	4	2	1	0	2	1	32	15
Syracuse	30-30	5-12	1-3	8-8	0-5	5	5	1	0	0	2	33	19
at Maryland	31-31	3-9	0-1	6-8	3-2	5	7	0	1	0	4	38	12

Rob VOZENILEK

G • 6-2 • 190 • Junior • Richmond, Va. • St. Christopher's School

21

2013-14 SEASON HIGHLIGHTS

- Has appeared in 12 games
- Played one minute in season-opener vs. James Madison (11/8/13)
- Played two minutes vs. Navy (11/19/13)
- Scored his first points of the season vs. Liberty (11/23/13)
- Recorded career-highs with three points, five rebounds, two assists and nine minutes vs. Hampton (11/26/13)
- Scored two points vs. Wake Forest (1/8/14)

CAREER/SEASON HIGHS

	CAREER HIGH	SEASON HIGH
Points	3 vs. Hampton (11/26/13)	3 vs. Hampton (11/26/13)
FGs	1, 3x- last vs. Wake Forest (1/8/14)	1, 3x- last vs. Wake Forest (1/8/14)
3FGs	1 vs. Hampton (11/26/13)	1 vs. Hampton (11/26/13)
FTs	1 vs. Green Bay (11/25/11)	-
Rebounds	5 vs. Hampton (11/26/13)	5 vs. Hampton (11/26/13)
Assists	2 vs. Hampton (11/26/13)	2 vs. Hampton (11/26/13)
Turnovers	1, 2x- last vs. Wake Forest (1/8/14)	1, 2x- last vs. Wake Forest (1/8/14)
Blocks	1, 2x- last vs. Hampton (11/26/13)	1, 2x- last vs. Hampton (11/26/13)
Steals	1 vs. Maryland (2/18/12)	-
Minutes	9 vs. Hampton (11/26/13)	9 vs. Hampton (11/26/13)

2013-14 GAME-BY-GAME

Opponent	GP-GS	FG-FGA	3FG-3FGA	FT-FTA	Off-Def	Total	A	TO	Blk	Stl	PF	Min	Pts
James Madison	1-0	0-0	0-0	0-0	0-0	0	0	0	0	0	0	1	0
VCU	DNP												
vs. Davidson	DNP												
Navy	2-0	0-1	0-1	0-0	0-0	0	1	0	0	0	0	2	0
Liberty	3-0	1-1	0-0	0-0	0-0	0	0	1	1	0	0	4	2
Hampton	4-0	1-1	1-1	0-1	1-4	5	2	1	0	0	0	9	3
vs. SMU	DNP												
vs. Missouri State	5-0	0-0	0-0	0-0	0-0	0	0	0	0	0	0	2	0
Wisconsin	DNP												
at Green Bay	DNP												
Northern Iowa	6-0	0-0	0-0	0-0	0-0	0	0	0	0	0	0	1	0
Norfolk State	DNP												
at Tennessee	DNP												
at Florida State	DNP												
Wake Forest	7-0	1-1	0-0	0-0	0-0	0	0	1	0	0	0	4	2
at NC State	DNP												
at Duke	DNP												
Florida State	DNP												
North Carolina	8-0	0-1	0-0	0-0	0-0	0	0	0	0	0	0	1	0
Virginia Tech	9-0	0-1	0-0	0-0	0-0	0	0	0	0	0	0	2	0
at Notre Dame	DNP												
at Pittsburgh	DNP												
Boston College	DNP												
at Georgia Tech	DNP												
Maryland	DNP												
at Clemson	DNP												
at Virginia Tech	DNP												
Notre Dame	10-0	0-0	0-0	0-0	0-0	0	0	0	0	0	0	1	0
Miami	11-0	0-0	0-0	0-0	0-0	0	0	0	0	0	1	2	0
Syracuse	12-0	0-0	0-0	0-0	0-1	1	1	0	0	0	0	1	0
at Maryland	DNP												

London PERRANTES

G • 6-2 • 189 • Freshman • Los Angeles, Calif. • Crespi Carmelite

23

2013-14 SEASON HIGHLIGHTS

- ACC All-Freshman Team (ACSMA and Coaches)
- Has played in all 31 games, making 27 starts
- Became fourth UVa freshman with 100 assists (Sean Singletary, Cory Alexander, Jeff Jones)
- Leads team with 3.8 assists per game and is second at 29.0 minutes and 1.0 steals per game
- Averaging 5.1 points and 2.3 rebounds per game
- Made collegiate debut vs. James Madison (11/8/13), scoring two points
- Made first career start vs. Davidson (11/16/13), recording five points and five assists
- Had nine points on 3-3 3-pointers vs. SMU (11/29/13)
- Had a career-high 14 points, tying a career high three 3-pointers at Florida State (1/4/14)
- Recorded a career-high nine assists vs. North Carolina (1/20/14)
- Had career-highs with 15 points, (5-5 from the field) and four 3-pointers vs. Miami (2/26/14)
- Had six points and seven assists vs. Syracuse (3/1/14)
- Tied career-highs with five field goals and four three-pointers vs. Maryland (3/9/14)
- Leads ACC with 4.5 assist-turnover ratio during ACC play and is third in all games at 3.5

CAREER/SEASON HIGHS

	CAREER HIGH	SEASON HIGH
Points	15 vs. Miami (2/26/14)	15 vs. Miami (2/26/14)
FGs	5, 2x- last at Maryland (3/9/14)	5, 2x- last at Maryland (3/9/14)
3FGs	4, 2x- last at Maryland (3/9/14)	4, 2x- last at Maryland (3/9/14)
FTs	4 vs. Norfolk State (12/23/13)	4 vs. Norfolk State (12/23/13)
Rebounds	6 vs. Hampton (11/26/13)	6 vs. Hampton (11/26/13)
Assists	9 vs. UNC (1/20/14)	9 vs. UNC (1/20/14)
Turnovers	4, 2x- last vs. Wake Forest (1/8/14)	4, 2x- last vs. Wake Forest (1/8/14)
Blocks	1, 2x- last at Pitt (2/2/14)	1, 2x- last at Pitt (2/2/14)
Steals	3 vs. Wake Forest (1/8/14)	3 vs. Wake Forest (1/8/14)
Minutes	39 at Maryland (3/9/14)	39 at Maryland (3/9/14)

2013-14 GAME-BY-GAME

Opponent	GP-GS	FG-FGA	3FG-3FGA	FT-FTA	Off-Def	Total	A	TO	Blk	Stl	PF	Min	Pts
James Madison	1-0	0-2	0-1	2-2	0-2	2	1	0	0	2	2	25	2
VCU	2-0	0-4	0-2	2-3	0-4	4	1	4	0	1	3	26	2
vs. Davidson	3-1	1-5	1-4	2-2	0-2	2	5	0	0	0	0	32	5
Navy	4-2	0-4	0-3	0-0	0-1	1	2	1	1	1	1	27	0
Liberty	5-3	1-4	1-2	0-0	0-0	0	6	0	0	0	1	24	3
Hampton	6-4	0-2	0-0	0-0	1-5	6	4	0	0	1	2	23	0
vs. SMU	7-5	3-3	3-3	0-0	0-0	0	3	1	0	1	3	25	9
vs. Missouri State	8-6	0-4	0-3	1-2	0-2	2	6	1	0	2	1	23	1
Wisconsin	9-7	2-5	1-1	3-3	0-2	2	0	2	0	1	1	31	8
at Green Bay	10-8	1-3	0-2	2-3	0-1	1	4	3	0	1	1	28	4
Northern Iowa	11-8	3-4	1-2	2-2	1-3	4	5	2	0	1	3	33	9
Norfolk State	12-9	0-3	0-2	4-4	0-2	2	2	1	0	0	2	31	4
at Tennessee	13-9	1-7	0-1	0-0	1-1	2	2	1	0	2	3	28	2
at Florida State	14-10	4-8	3-5	3-4	1-3	4	3	0	0	1	1	35	14
Wake Forest	15-11	0-1	0-1	3-4	0-0	0	5	4	0	3	0	24	3
at NC State	16-12	4-7	0-1	0-0	0-1	1	5	0	0	2	2	19	8
at Duke	17-13	1-2	0-0	0-0	0-2	2	3	1	0	0	2	26	2
Florida State	18-14	0-1	0-1	2-2	1-2	3	4	1	0	2	2	34	2
North Carolina	19-15	3-5	2-2	0-1	0-2	2	9	1	0	2	1	29	8
Virginia Tech	20-16	1-5	0-2	2-2	0-1	1	4	2	0	0	3	27	4
at Notre Dame	21-17	1-4	1-2	1-2	0-2	2	5	0	0	2	0	29	4
at Pittsburgh	22-18	0-4	0-2	2-2	0-2	2	4	0	1	0	0	34	2
Boston College	23-19	2-6	1-2	0-0	1-4	5	1	0	0	0	2	35	5
at Georgia Tech	24-20	1-4	0-1	0-0	1-3	4	3	0	0	3	2	29	2
Maryland	25-21	2-4	0-1	0-0	0-4	4	4	3	0	1	1	32	4
at Clemson	26-22	0-2	0-2	0-0	0-0	0	6	0	0	0	3	35	0
at Virginia Tech	27-23	4-8	3-6	0-0	0-0	0	3	0	0	0	0	32	11
Notre Dame	28-24	2-2	1-1	0-0	0-3	3	3	0	0	0	3	24	5
Miami	29-25	5-5	4-4	1-1	0-3	3	4	1	0	0	1	28	15
Syracuse	30-26	2-3	2-2	0-0	0-4	4	7	2	1	0	2	31	6
at Maryland	31-27	5-8	4-6	0-0	1-3	4	3	2	0	0	2	39	14

Caid KIRVEN

F • 6-8 • 229 • Sophomore • Raleigh, N.C. • Woodberry Forest (Va.)

24

2013-14 SEASON HIGHLIGHTS

- Has appeared in 13 games
- Played one minute in season-opener vs. James Madison (11/8/13) and vs. Davidson (11/16/13)
- Played two minutes and recorded his first career points vs. Navy (11/19/13)
- Played four minutes vs. Liberty (11/23/13)
- Scored two points in five minutes vs. Hampton (11/26/13)
- Played one minute and had one rebound vs. Notre Dame (2/22/14)

CAREER/SEASON HIGHS

	CAREER HIGH	SEASON HIGH
Points	2, 2x - last vs. Hampton (11/26/13)	2, 2x - last vs. Hampton (11/26/13)
FGs	1, 2x - last vs. Hampton (11/26/13)	1, 2x - last vs. Hampton (11/26/13)
3FGs	-	-
FTs	-	-
Rebounds	2 vs. Clemson (2/7/13)	1, 2x - last vs. Notre Dame (2/22/14)
Assists	-	-
Turnovers	1, 4x - last vs. Wake Forest (1/8/14)	1 vs. Wake Forest (1/8/14)
Blocks	-	-
Steals	-	-
Minutes	5, 2x - last vs. Hampton (11/26/13)	5 vs. Hampton (11/26/13)

2013-14 GAME-BY-GAME

Opponent	GP-GS	FG-FGA	3FG-3FGA	FT-FTA	Off-Def	Total	A	TO	Blk	Stl	PF	Min	Pts
James Madison	1-0	0-0	0-0	0-0	0-0	0	0	0	0	0	0	1	0
VCU	DNP												
vs. Davidson	2-0	0-0	0-0	0-0	0-0	0	0	0	0	0	0	1	0
Navy	3-0	1-1	0-0	0-0	0-0	0	0	0	0	0	0	2	2
Liberty	4-0	0-0	0-0	0-0	0-0	0	0	0	0	0	0	4	0
Hampton	5-0	1-1	0-0	0-0	0-0	0	0	0	0	0	0	5	2
vs. SMU	DNP												
vs. Missouri State	6-0	0-0	0-0	0-0	0-0	0	0	0	0	0	1	2	0
Wisconsin	DNP												
at Green Bay	DNP												
Northern Iowa	DNP												
Norfolk State	DNP												
at Tennessee	DNP												
at Florida State	DNP												
Wake Forest	7-0	0-1	0-0	0-0	0-0	0	0	1	0	0	0	3	0
at NC State	8-0	0-0	0-0	0-0	1-0	1	0	0	0	0	0	3	0
at Duke	DNP												
Florida State	DNP												
North Carolina	9-0	0-0	0-0	0-0	0-0	0	0	0	0	0	0	1	0
Virginia Tech	DNP												
at Notre Dame	DNP												
at Pittsburgh	DNP												
Boston College	DNP												
at Georgia Tech	10-0	0-0	0-0	0-0	0-0	0	0	0	0	0	0	1	0
Maryland	DNP												
at Clemson	DNP												
at Virginia Tech	DNP												
Notre Dame	11-0	0-0	0-0	0-0	0-1	1	0	0	0	0	0	1	0
Miami	12-0	0-1	0-0	0-0	0-0	0	0	0	0	0	0	1	0
Syracuse	13-0	0-0	0-0	0-0	0-0	0	0	0	0	0	0	1	0
at Maryland	DNP												

Akil MITCHELL

F • 6-8 • 235 • Senior • Charlotte, N.C. • Charlotte Christian

25

2013-14 SEASON HIGHLIGHTS

- Honorable Mention All-ACC (ACSMA & Coaches) and All-ACC Defensive Team (ACSMA & Coaches)
- Has played in all 31 games, starting 30
- Leads Virginia in rebounding at 6.9 per game
- Averaging 7.1 points (fifth on team)
- Has five double-figure rebound games, all in ACC play
- Had 11 points and nine rebounds vs. Davidson (11/16/13) in his hometown of Charlotte
- Recorded seven rebounds vs. Norfolk State (12/23/13), becoming the 19th Cavalier to record 600 career rebounds
- Had 11 points and 13 rebounds at Florida State (1/4/14) for his 14th career double-double
- Had eight points (4-5 FGs) and 12 rebounds at NC State (1/11/14)
- Recorded his second double-double of the season (15th career) with 10 points and 12 rebounds at Pittsburgh (2/2/14)
- Recorded season highs in points (15) and FGs (7) on 7-7 shooting vs. Notre Dame (2/22/14)
- Had 12 points and nine rebounds vs. Syracuse (3/1/14)

CAREER/SEASON HIGHS

	CAREER HIGH	SEASON HIGH
Points	20, 2x - last vs. Miss. Valley St. (12/8/12)	15 vs. Notre Dame (2/22/14)
FGs	9, 2x - last vs. Miss. Valley St. (12/8/12)	7 vs. Notre Dame (2/22/14)
3FGs	1 vs. North Carolina (1/8/11)	-
FTs	9 vs. Duke (2/28/13)	6 at Green Bay (12/7/13)
Rebounds	16 vs. Seattle (11/17/12)	13 at Florida State (1/4/14)
Assists	7 vs. Morgan State (12/19/12)	4 vs. Navy (11/12/13)
Turnovers	6 vs. Davidson (11/16/13)	6 vs. Davidson (11/16/13)
Blocks	2, 4x - last vs. VCU (11/12/13)	2 vs. VCU (11/12/13)
Steals	4, 3x - last vs. Clemson (2/7/13)	3 vs. Liberty (11/23/13)
Minutes	39 vs. Maryland (3/10/13)	34 vs. Maryland (2/10/14)

2013-14 GAME-BY-GAME

Opponent	GP-GS	FG-FGA	3FG-3FGA	FT-FTA	Off-Def	Total	A	TO	Blk	Stl	PF	Min	Pts
James Madison	1-1	3-7	0-0	1-4	1-2	3	3	0	0	0	1	22	7
VCU	2-2	2-5	0-0	5-7	0-2	2	2	2	2	0	3	29	9
vs. Davidson	3-3	4-5	0-0	3-4	3-6	9	0	6	0	1	2	24	11
Navy	4-4	2-4	0-0	1-2	1-4	5	4	0	0	1	1	21	5
Liberty	5-5	4-7	0-0	0-0	0-3	3	2	0	0	3	2	19	8
Hampton	6-6	0-3	0-1	2-4	1-3	4	1	2	1	0	1	16	2
vs. SMU	7-7	2-5	0-0	2-4	2-7	9	1	1	0	1	3	28	6
vs. Missouri State	8-8	0-1	0-0	0-3	1-4	5	1	1	1	1	2	21	0
Wisconsin	9-9	2-6	0-0	1-2	1-2	3	0	0	0	1	3	22	5
at Green Bay	10-10	2-2	0-0	6-7	1-4	5	1	3	1	0	3	32	10
Northern Iowa	11-11	2-6	0-0	0-4	3-4	7	2	4	0	2	0	23	4
Norfolk State	12-11	3-4	0-0	2-6	3-4	7	1	1	0	2	2	20	8
at Tennessee	13-12	2-7	0-0	0-0	6-3	9	0	1	0	0	1	21	4
at Florida State	14-13	4-11	0-0	3-10	5-8	13	1	0	1	1	4	29	11
Wake Forest	15-14	3-6	0-0	1-2	2-5	7	2	0	1	1	2	21	7
at NC State	16-15	4-5	0-0	0-0	2-10	12	0	0	1	1	3	27	8
at Duke	17-16	3-7	0-0	1-5	2-7	9	1	2	1	1	2	33	7
Florida State	18-17	4-9	0-0	1-3	1-3	4	2	1	0	2	1	27	9
North Carolina	19-18	3-5	0-0	0-0	3-8	11	1	1	0	1	2	30	6
Virginia Tech	20-19	2-2	0-0	2-2	0-3	3	0	0	0	0	2	19	6
at Notre Dame	21-20	2-3	0-0	2-4	2-4	6	2	3	1	1	0	24	6
at Pittsburgh	22-21	5-7	0-0	0-0	3-9	12	1	1	1	1	2	33	10
Boston College	23-22	3-4	0-0	1-4	2-4	6	3	1	0	0	2	24	7
at Georgia Tech	24-23	4-7	0-0	0-0	2-6	8	3	1	0	2	0	26	8
Maryland	25-24	6-8	0-0	1-4	2-4	6	3	0	0	1	1	34	13
at Clemson	26-25	1-4	0-0	0-0	5-4	9	1	2	0	0	1	26	2
at Virginia Tech	27-26	3-3	0-0	1-4	2-8	10	1	1	1	0	2	22	7
Notre Dame	28-27	7-7	0-0	1-2	0-4	4	1	3	0	0	2	26	15
Miami	29-28	1-2	0-0	1-1	2-7	9	0	3	0	0	2	28	3
Syracuse	30-29	6-8	0-0	0-1	5-4	9	0	0	0	0	2	31	12
at Maryland	31-30	1-4	0-0	2-4	0-4	4	1	1	1	1	2	32	4

Thomas ROGERS

F • 6-6 • 206 • Senior • Farmville, Va. • Fork Union Military Academy

30

2013-14 SEASON HIGHLIGHTS

- Has appeared in 15 games
- Played one minute, grabbing one rebound, in season-opener vs. James Madison (11/8/13)
- Scored his first career points (4), including a 3-pointer vs. Liberty (11/23/13)
- Tallied three points vs. Missouri State (11/30/13)
- Had three points (1-1 3FG) vs. Syracuse (3/1/14)

CAREER/SEASON HIGHS

	CAREER HIGH	SEASON HIGH
Points	4 vs. Liberty (11/23/13)	4 vs. Liberty (11/23/13)
FGs	1, 3x- last vs. Syracuse (3/1/14)	1, 3x- last vs. Syracuse (3/1/14)
3FGs	1, 3x- last vs. Syracuse (3/1/14)	1, 3x- last vs. Syracuse (3/1/14)
FTs	1 vs. Liberty (11/23/13)	1 vs. Liberty (11/23/13)
Rebounds	2 vs. Clemson (2/7/13)	1, 6x- last vs. Miami (2/26/14)
Assists	1, 4x- last vs. Wake Forest (1/8/14)	1 vs. Wake Forest (1/8/14)
Turnovers	3 vs. Hampton (11/26/13)	3 vs. Hampton (11/26/13)
Blocks	-	-
Steals	-	-
Minutes	4, 5x- last vs. Hampton (11/26/13)	4, 2x- last vs. Hampton (11/26/13)

2013-14 GAME-BY-GAME

Opponent	GP-GS	FG-FGA	3FG-3FGA	FT-FTA	Off-Def	Total	A	TO	Blk	Stl	PF	Min	Pts
James Madison	1-0	0-2	0-1	0-0	0-1	1	0	0	0	0	0	1	0
VCU	DNP												
vs. Davidson	2-0	0-0	0-0	0-0	0-0	0	0	0	0	0	0	1	0
Navy	3-0	0-0	0-0	0-0	0-1	1	0	0	0	0	0	2	0
Liberty	4-0	1-1	1-1	1-2	0-1	1	0	1	0	0	1	4	4
Hampton	5-0	0-0	0-0	0-0	0-0	0	0	3	0	0	0	4	0
vs. SMU	DNP												
vs. Missouri State	6-0	1-1	1-1	0-0	0-0	0	0	0	0	0	0	2	3
Wisconsin	DNP												
at Green Bay	DNP												
Northern Iowa	7-0	0-0	0-0	0-0	0-0	0	0	0	0	0	0	1	0
Norfolk State	DNP												
at Tennessee	DNP												
at Florida State	DNP												
Wake Forest	8-0	0-0	0-0	0-0	0-1	1	1	0	0	0	0	3	0
at NC State	9-0	0-1	0-1	0-0	0-0	0	0	0	0	0	0	2	0
at Duke	DNP												
Florida State	DNP												
North Carolina	10-0	0-0	0-0	0-0	0-0	0	0	0	0	0	0	1	0
Virginia Tech	11-0	0-0	0-0	0-0	0-1	1	0	0	0	0	0	2	0
at Notre Dame	DNP												
at Pittsburgh	DNP												
Boston College	DNP												
at Georgia Tech	12-0	0-0	0-0	0-0	0-0	0	0	0	0	0	0	1	0
Maryland	DNP												
at Clemson	DNP												
at Virginia Tech	DNP												
Notre Dame	13-0	0-0	0-0	0-0	0-0	0	0	0	0	0	0	2	0
Miami	14-0	0-0	0-0	0-0	0-1	1	0	0	0	0	0	3	0
Syracuse	15-0	1-1	1-1	0-0	0-0	0	0	0	0	0	0	1	0
at Maryland	DNP												

Darion ATKINS

F • 6-8 • 234 • Junior • Clinton, Md. • Landon School

32

2013-14 SEASON HIGHLIGHTS

- Has appeared in all 31 games this season, starting three
- Averaging 3.3 points, 2.5 rebounds and 0.6 blocks per game
- Tied a career high with 11 rebounds in season-opener vs. James Madison (11/8/13)
- Recorded seven points and a game-high nine rebounds vs. Liberty (11/23/13)
- Recorded a career-high with five blocks in his first start of the season vs. Northern Iowa (12/21/13)
- Had eight points and four rebounds and went 4-of-4 from the free throw line at Georgia Tech (2/8/14)

CAREER/SEASON HIGHS

	CAREER HIGH	SEASON HIGH
Points	17 vs. Morgan State (12/19/12)	8, 3x- last vs. N. Iowa (12/21/13)
FGs	8 vs. Morgan State (12/19/12)	4, 2x- last vs. N. Iowa (12/21/13)
3FGs	-	-
FTs	4, 2x- last at Georgia Tech (2/8/14)	4 at Georgia Tech (2/8/14)
Rebounds	11, 2x - last vs. JMU (11/8/13)	11 vs. James Madison (11/8/13)
Assists	3 vs. Green Bay (12/1/12)	2, 3x- last vs. Missouri St. (11/30/13)
Turnovers	3 vs. Morgan State (12/19/12)	3 vs. Liberty (11/23/13)
Blocks	5 vs. N. Iowa (12/21/13)	5 vs. N. Iowa (12/21/13)
Steals	3 vs. Morgan State (12/19/12)	1, 4x- last at NC State (1/11/14)
Minutes	36 vs. Green Bay (12/1/12)	24 vs. VCU (11/12/13)

2013-14 GAME-BY-GAME

Opponent	GP-GS	FG-FGA	3FG-3FGA	FT-FTA	Off-Def	Total	A	TO	Blk	Stl	PF	Min	Pts
James Madison	1-0	4-10	0-0	0-0	4-7	11	1	0	0	1	2	18	8
VCU	2-0	3-6	0-0	2-5	4-4	8	0	2	2	1	1	24	8
vs. Davidson	3-0	0-3	0-0	0-0	2-2	4	1	0	0	0	0	8	0
Navy	4-0	0-1	0-0	0-2	0-1	1	1	0	0	0	1	13	0
Liberty	5-0	3-6	0-0	1-3	6-3	9	2	3	0	0	3	20	7
Hampton	6-0	3-5	0-0	1-1	2-3	5	2	0	0	1	0	20	7
vs. SMU	7-0	0-1	0-0	1-2	0-1	1	0	1	1	0	3	16	1
vs. Missouri State	8-0	3-5	0-0	0-0	1-0	1	2	1	0	0	1	16	6
Wisconsin	9-0	1-2	0-0	1-2	2-0	2	0	3	2	0	1	12	3
at Green Bay	10-0	0-0	0-0	0-0	0-1	1	0	0	0	0	2	8	0
Northern Iowa	11-1	4-10	0-0	0-0	3-2	5	0	1	5	1	3	23	8
Norfolk State	12-2	2-2	0-0	0-2	0-1	1	0	1	1	0	0	17	4
at Tennessee	13-3	0-0	0-0	2-2	0-1	1	0	0	1	0	2	7	2
at Florida State	14-3	1-3	0-0	0-2	0-2	2	0	1	0	0	2	13	2
Wake Forest	15-3	3-5	0-0	1-2	0-4	4	0	1	1	0	3	8	7
at NC State	16-3	1-3	0-0	2-2	0-2	2	0	0	1	1	1	8	4
at Duke	17-3	0-0	0-0	2-2	1-0	1	0	0	0	0	1	4	2
Florida State	18-3	0-1	0-0	0-0	0-1	1	0	0	0	0	3	5	0
North Carolina	19-3	0-1	0-0	0-0	0-0	0	1	1	0	0	0	6	0
Virginia Tech	20-3	1-3	0-0	0-0	0-1	1	0	1	1	1	1	14	2
at Notre Dame	21-3	1-3	0-0	0-0	0-0	0	0	0	0	0	2	5	2
at Pittsburgh	22-3	0-1	0-0	0-0	0-0	0	0	0	0	0	0	4	0
Boston College	23-3	2-2	0-0	0-0	0-1	1	0	0	0	0	2	9	4
at Georgia Tech	24-3	2-3	0-0	4-4	0-4	4	0	2	0	0	4	14	8
Maryland	25-3	1-2	0-0	0-1	2-2	4	1	0	1	0	1	16	2
at Clemson	26-3	1-1	0-0	0-0	0-0	0	0	0	0	0	1	5	2
at Virginia Tech	27-3	2-4	0-0	0-0	2-1	3	0	2	0	0	1	10	4
Notre Dame	28-3	1-2	0-0	0-0	1-1	2	0	0	0	0	0	9	2
Miami	29-3	1-2	0-0	0-0	1-1	2	0	0	0	0	2	11	2
Syracuse	30-3	1-1	0-0	0-0	0-0	0	0	1	0	0	1	6	2
at Maryland	31-3	1-1	0-0	0-0	0-0	0	0	0	0	0	1	3	2

2013-14 Virginia Basketball
Virginia Combined Team Statistics (as of Mar 09, 2014)
All games

RECORD:	OVERALL	HOME	AWAY	NEUTRAL
ALL GAMES	25-6	15-2	7-4	3-0
CONFERENCE	16-2	9-0	7-2	0-0
NON-CONFERENCE	9-4	6-2	0-2	3-0

##	Player	gp-gs	min	avg	Total		3-Point		F-Throw		Rebounds				pf	dq	a	to	blk	stl	pts	avg
					fg-fga	fg%	3fg-fga	3fg%	ft-fa	ft%	off	def	tot	avg								
15	Malcolm Brogdon	31-31	958	30.9	126-295	.427	38-98	.388	100-112	.893	28	146	174	5.6	61	0	82	44	5	39	390	12.6
12	Joe Harris	31-31	873	28.2	117-271	.432	59-144	.410	59-93	.634	21	69	90	2.9	71	0	73	42	7	31	352	11.4
01	Justin Anderson	31-5	688	22.2	89-214	.416	29-93	.312	64-90	.711	21	85	106	3.4	50	1	44	44	24	12	271	8.7
13	Anthony Gill	31-6	589	19.0	88-145	.607	0-0	.000	71-116	.612	41	76	117	3.8	66	0	13	32	12	8	247	8.0
25	Akil Mitchell	31-30	790	25.5	90-164	.549	0-1	.000	40-93	.430	63	150	213	6.9	56	0	41	41	13	25	220	7.1
10	Mike Tobey	31-22	571	18.4	84-183	.459	0-2	.000	38-55	.691	66	58	124	4.0	62	0	11	33	36	8	206	6.6
23	London Perrantes	31-27	898	29.0	49-129	.380	28-67	.418	32-39	.821	8	64	72	2.3	52	0	117	33	3	29	158	5.1
32	Darion Atkins	31-3	352	11.4	42-89	.472	0-0	.000	17-32	.531	30	46	76	2.5	44	0	11	21	16	6	101	3.3
11	Evan Nolte	27-0	255	9.4	21-59	.356	15-48	.313	15-22	.682	5	15	20	0.7	23	0	8	9	2	7	72	2.7
30	Thomas Rogers	15-0	30	2.0	3-6	.500	3-5	.600	1-2	.500	0	6	6	0.4	1	0	1	4	0	0	10	0.7
21	Rob Vozenilek	12-0	30	2.5	3-6	.500	1-2	.500	0-1	.000	1	5	6	0.5	2	0	4	3	1	0	7	0.6
05	Teven Jones	25-0	120	4.8	4-21	.190	0-7	.000	6-14	.429	2	3	5	0.2	10	0	8	1	0	4	14	0.6
24	Caid Kirven	13-0	27	2.1	2-4	.500	0-0	.000	0-0	.000	1	1	2	0.2	1	0	0	1	0	0	4	0.3
34	Jeff Jones	10-0	21	2.1	1-3	.333	0-1	.000	1-3	.333	0	5	5	0.5	0	0	0	1	1	1	3	0.3
04	Maleek Frazier	12-0	23	1.9	0-4	.000	0-1	.000	0-0	.000	0	2	2	0.2	4	0	2	4	1	1	0	0.0
Team											54	40	94				4					
Total.....		31	6225		719-1593	.451	173-469	.369	444-672	.661	341	771	1112	35.9	503	1	415	317	121	171	2055	66.3
Opponents.....		31	6225		599-1560	.384	172-545	.316	348-520	.669	268	641	909	29.3	569	12	299	360	109	155	1718	55.4

TEAM STATISTICS	VA	OPP	Date	Opponent	Score	Att.		
SCORING	2055	1718	11/08/13	JAMES MADISON	w 61-41	11934		
Points per game	66.3	55.4	11/12/13	VCU	L 56-59	13881		
Scoring margin	+10.9	-	^ 11/16/13	vs Davidson	w 70-57	5216		
FIELD GOALS-ATT	719-1593	599-1560	11/19/13	NAVY	w 67-42	9764		
Field goal pct	.451	.384	11/23/13	LIBERTY	w 75-53	10941		
3 POINT FG-ATT	173-469	172-545	11/26/13	HAMPTON	w 69-40	8970		
3-point FG pct	.369	.316	% 11/29/13	vs SMU	w 76-73	1613		
3-pt FG made per game	5.6	5.5	% 11/30/13	vs Missouri State	w 83-63	900		
FREE THROWS-ATT	444-672	348-520	12/04/13	WISCONSIN	L 38-48	11142		
Free throw pct	.661	.669	12/07/13	at Green Bay	L 72-75	6491		
F-Throws made per game	14.3	11.2	12/21/13	NORTHERN IOWA	w 57-43	9714		
REBOUNDS	1112	909	12/23/13	NORFOLK STATE	w 66-56	9206		
Rebounds per game	35.9	29.3	12/30/13	at Tennessee	L 52-87	16142		
Rebounding margin	+6.5	-	* 01/04/14	at Florida State	w 62-50	5588		
ASSISTS	415	299	* 01/08/14	WAKE FOREST	w 74-51	10114		
Assists per game	13.4	9.6	* 01/11/14	at NC State	w 76-45	15623		
TURNOVERS	317	360	* 01/13/14	at Duke	L 65-69	9314		
Turnovers per game	10.2	11.6	* 01/18/14	FLORIDA STATE	w 78-66	12765		
Turnover margin	+1.4	-	* 01/20/14	NORTH CAROLINA	w 76-61	13045		
Assist/turnover ratio	1.3	0.8	* 01/25/14	VIRGINIA TECH	w 65-45	14215		
STEALS	171	155	* 01/28/14	at Notre Dame	w 68-53	7565		
Steals per game	5.5	5.0	* 02/02/14	at Pitt	w 48-45	12508		
BLOCKS	121	109	* 02/05/14	BOSTON COLLEGE	w 77-67	10853		
Blocks per game	3.9	3.5	* 02/08/14	at Georgia Tech	w 64-45	8187		
ATTENDANCE	198631	120986	* 02/10/14	MARYLAND	w 61-53	11568		
Home games-Avg/Game	17-11684	11-10296	* 02/15/14	at Clemson	w 63-58	8573		
Neutral site-Avg/Game	-	3-2576	* 02/18/14	at Virginia Tech	w 57-53	5316		
Score by Periods	1st	2nd	OT	Totals	* 02/22/14	NOTRE DAME	w 70-49	14114
Virginia	967	1083	5	2055	* 02/26/14	MIAMI (FLA.)	w 65-40	11812
Opponents	797	910	11	1718	* 03/01/14	SYRACUSE	w 75-56	14593
					* 03/09/14	at Maryland	Lot 69-75	17950

* = Conference game
^ = Charlotte, N.C.
% = Corpus Christi, Texas

2013-14 Virginia Basketball
Virginia Combined Team Statistics (as of Mar 09, 2014)
Conference games

RECORD:	OVERALL	HOME	AWAY	NEUTRAL
ALL GAMES	16-2	9-0	7-2	0-0
CONFERENCE	16-2	9-0	7-2	0-0
NON-CONFERENCE	0-0	0-0	0-0	0-0

##	Player	gp-gs	Total		3-Point		F-Throw		Rebounds				pf dq			a to blk stl			pts	avg		
			min	avg	fg-fga	fg%	3fg-fga	3fg%	ft-fa	ft%	off	def	tot	avg	pf	dq	a	to			blk	stl
15	Malcolm Brogdon	18-18	600	33.3	87-195	.446	22-53	.415	71-80	.888	22	82	104	5.8	33	0	58	17	2	23	267	14.8
12	Joe Harris	18-18	505	28.1	67-168	.399	40-95	.421	34-53	.642	8	32	40	2.2	43	0	45	19	5	22	208	11.6
01	Justin Anderson	18-0	381	21.2	49-120	.408	15-50	.300	37-51	.725	11	38	49	2.7	29	1	21	25	12	6	150	8.3
25	Akil Mitchell	18-18	492	27.3	62-102	.608	0-0	.000	17-46	.370	40	102	142	7.9	33	0	23	20	8	13	141	7.8
13	Anthony Gill	18-0	351	19.5	44-81	.543	0-0	.000	44-75	.587	27	40	67	3.7	42	0	8	14	8	5	132	7.3
10	Mike Tobey	18-18	354	19.7	46-106	.434	0-1	.000	22-30	.733	35	27	62	3.4	43	0	9	17	20	3	114	6.3
23	London Perrantes	18-18	542	30.1	37-79	.468	21-41	.512	14-18	.778	5	39	44	2.4	27	0	76	17	2	16	109	6.1
32	Darion Atkins	18-0	150	8.3	19-38	.500	0-0	.000	9-13	.692	7	20	27	1.5	26	0	2	9	4	2	47	2.6
11	Evan Nolte	15-0	137	9.1	12-33	.364	8-26	.308	3-7	.429	4	10	14	0.9	10	0	4	4	2	1	35	2.3
30	Thomas Rogers	8-0	15	1.9	1-2	.500	1-2	.500	0-0	.000	0	3	3	0.4	0	0	1	0	0	0	3	0.4
21	Rob Vozenilek	6-0	11	1.8	1-3	.333	0-0	.000	0-0	.000	0	1	1	0.2	1	0	1	1	0	0	2	0.3
05	Teven Jones	13-0	54	4.2	2-8	.250	0-2	.000	0-4	.000	0	2	2	0.2	6	0	4	0	0	2	4	0.3
34	Jeff Jones	5-0	9	1.8	0-0	.000	0-0	.000	1-2	.500	0	3	3	0.6	0	0	0	0	0	0	1	0.2
04	Maleek Frazier	7-0	12	1.7	0-2	.000	0-1	.000	0-0	.000	0	0	0	0.0	3	0	0	2	1	1	0	0.0
24	Caid Kirven	7-0	12	1.7	0-2	.000	0-0	.000	0-0	.000	1	1	2	0.3	0	0	0	1	0	0	0	0.0
Team											34	30	64				4					
Total.....		18	3625		427-939	.455	107-271	.395	252-379	.665	194	430	624	34.7	296	1	252	150	64	94	1213	67.4
Opponents.....		18	3625		340-879	.387	90-299	.301	211-325	.649	156	376	532	29.6	334	10	172	204	72	68	981	54.5

TEAM STATISTICS	VA	OPP	Date	Opponent	Score	Att.
SCORING	1213	981	* 01/04/14	at Florida State	w 62-50	5588
Points per game	67.4	54.5	* 01/08/14	WAKE FOREST	w 74-51	10114
Scoring margin	+12.9	-	* 01/11/14	at NC State	w 76-45	15623
FIELD GOALS-ATT	427-939	340-879	* 01/13/14	at Duke	L 65-69	9314
Field goal pct	.455	.387	* 01/18/14	FLORIDA STATE	w 78-66	12765
3 POINT FG-ATT	107-271	90-299	* 01/20/14	NORTH CAROLINA	w 76-61	13045
3-point FG pct	.395	.301	* 01/25/14	VIRGINIA TECH	w 65-45	14215
3-pt FG made per game	5.9	5.0	* 01/28/14	at Notre Dame	w 68-53	7565
FREE THROWS-ATT	252-379	211-325	* 02/02/14	at Pitt	w 48-45	12508
Free throw pct	.665	.649	* 02/05/14	BOSTON COLLEGE	w 77-67	10853
F-Throws made per game	14.0	11.7	* 02/08/14	at Georgia Tech	w 64-45	8187
REBOUNDS	624	532	* 02/10/14	MARYLAND	w 61-53	11568
Rebounds per game	34.7	29.6	* 02/15/14	at Clemson	w 63-58	8573
Rebounding margin	+5.1	-	* 02/18/14	at Virginia Tech	w 57-53	5316
ASSISTS	252	172	* 02/22/14	NOTRE DAME	w 70-49	14114
Assists per game	14.0	9.6	* 02/26/14	MIAMI (FLA.)	w 65-40	11812
TURNOVERS	150	204	* 03/01/14	SYRACUSE	w 75-56	14593
Turnovers per game	8.3	11.3	* 03/09/14	at Maryland	Lot 69-75	17950
Turnover margin	+3.0	-				
Assist/turnover ratio	1.7	0.8				
STEALS	94	68				
Steals per game	5.2	3.8				
BLOCKS	64	72				
Blocks per game	3.6	4.0				
ATTENDANCE	113079	90624				
Home games-Avg/Game	9-12564	9-10069				
Neutral site-Avg/Game	-	0-0				

* = Conference game
^ = Charlotte, N.C.
% = Corpus Christi, Texas

Score by Periods	1st	2nd	OT	Totals
Virginia	584	624	5	1213
Opponents	466	504	11	981

2013-14 Virginia Basketball
Virginia Team Game-by-Game Comparison (as of Mar 09, 2014)
All games

Opponent	1st	2nd	Score	Mar	Total FG	FG Pct	3-Pointers	3FG Pct	Free Throws	FT Pct	Rebounds	Assist	T/Over	Block	Steal	Fouls
JAMES MADISON	32/14	29/27	61-41	+20	25-60/15-48	.417/.313	4-18/6-25	.222/.240	7-14/5-6	.500/.833	45/27 +18	9/8	9/13	1/4	7/7	12/15
VCU	26/24	30/35	56-59	(3)	18-46/24-58	.391/.414	1-8/5-14	.125/.357	19-33/6-15	.576/.400	41/28 +13	9/7	19/13	8/2	4/9	21/27
Davidson	29/27	41/30	70-57	+13	25-48/19-62	.521/.306	4-11/11-29	.364/.379	16-21/8-12	.762/.667	42/30 +12	10/9	17/12	4/2	6/9	13/16
NAVY	32/17	35/25	67-42	+25	30-53/16-48	.566/.333	3-15/7-23	.200/.304	4-11/3-6	.364/.500	40/19 +21	16/10	11/13	3/1	8/5	10/9
LIBERTY	32/26	43/27	75-53	+22	30-62/17-44	.484/.386	9-21/7-14	.429/.500	6-11/12-12	.545/1000	35/28 +7	21/9	9/19	4/1	8/4	14/12
HAMPTON	40/19	29/21	69-40	+29	24-47/17-52	.511/.327	8-12/2-14	.667/.143	13-23/4-6	.565/.667	42/21 +21	17/4	18/17	6/8	10/7	14/18
SMU	30/30	46/43	76-73	+3	20-44/24-49	.455/.490	10-14/5-14	.714/.357	26-36/20-26	.722/.769	29/33 (4)	11/13	12/12	1/5	6/6	24/27
Missouri State	32/22	51/41	83-63	+20	30-53/20-48	.566/.417	9-23/10-24	.391/.417	14-24/13-21	.583/.619	38/22 +16	20/13	14/14	2/0	6/7	15/16
WISCONSIN	20/25	18/23	38-48	(10)	11-47/15-52	.234/.288	1-11/5-23	.091/.217	15-19/13-20	.789/.650	34/40 (6)	6/7	10/7	6/4	5/5	18/14
Green Bay	31/37	41/38	72-75	(3)	23-46/26-51	.500/.510	5-17/7-14	.294/.500	21-27/16-21	.778/.762	31/25 +6	11/18	14/8	3/2	3/12	19/20
NORTHERN IOWA	21/16	36/27	57-43	+14	20-53/19-60	.377/.317	7-26/2-19	.269/.105	10-18/3-7	.556/.429	42/38 +4	14/3	10/13	8/2	4/2	13/19
NORFOLK STATE	32/26	34/30	66-56	+10	18-40/20-55	.450/.364	3-10/4-15	.300/.267	27-39/12-18	.692/.667	36/31 +5	11/8	12/9	6/3	8/7	15/24
Tennessee	26/48	26/39	52-87	(35)	18-55/27-54	.327/.500	2-12/11-18	.167/.611	14-17/22-25	.824/.880	33/35 (2)	8/18	12/6	5/3	2/7	19/18
Florida State	30/17	32/33	62-50	+12	19-58/16-52	.328/.308	6-16/4-14	.375/.286	18-33/14-22	.545/.636	41/38 +3	9/8	6/16	3/8	3/2	21/28
WAKE FOREST	41/24	33/27	74-51	+23	26-52/17-48	.500/.354	7-14/4-17	.500/.235	15-23/13-18	.652/.722	38/25 +13	17/11	12/15	2/3	9/5	12/17
NC State	48/25	28/20	76-45	+31	29-62/13-45	.468/.289	3-13/2-10	.231/.200	15-18/17-23	.833/.739	40/28 +12	14/7	7/16	6/8	9/1	21/17
Duke	28/36	37/33	65-69	(4)	21-55/22-49	.382/.449	4-10/10-22	.400/.455	19-26/15-20	.731/.750	34/31 +3	6/12	8/10	1/3	5/5	17/23
FLORIDA STATE	45/26	33/40	78-66	+12	27-55/21-46	.491/.457	7-11/6-16	.636/.375	17-23/18-22	.739/.818	28/31 (3)	18/11	9/18	5/9	8/3	21/21
NORTH CAROLINA	38/29	38/32	76-61	+15	26-54/26-63	.481/.413	8-20/4-15	.400/.267	16-29/5-12	.552/.417	38/39 (1)	16/14	8/11	2/3	6/5	12/21
VIRGINIA TECH	34/17	31/28	65-45	+20	20-46/14-42	.435/.333	6-18/3-18	.333/.167	19-26/14-25	.731/.560	34/29 +5	14/5	9/12	6/2	4/4	18/16
Notre Dame	34/24	34/29	68-53	+15	28-52/20-47	.538/.426	5-11/7-18	.455/.389	7-12/6-9	.583/.667	26/30 (4)	18/10	12/20	4/4	14/8	14/14
Pitt	21/23	27/22	48-45	+3	19-47/15-47	.404/.319	4-12/4-11	.333/.364	6-12/11-19	.500/.579	33/32 +1	13/10	9/8	6/2	2/4	17/13
BOSTON COLLEGE	40/21	37/46	77-67	+10	27-56/24-50	.482/.480	4-14/9-27	.286/.333	19-34/10-20	.559/.500	40/27 +13	17/12	6/7	1/1	6/2	23/28
Georgia Tech	29/30	35/15	64-45	+19	21-53/18-49	.396/.367	5-11/6-15	.455/.400	17-19/3-13	.895/.231	46/25 +21	10/10	10/11	2/7	7/5	14/17
MARYLAND	25/26	36/27	61-53	+8	24-51/21-52	.471/.404	4-13/6-21	.308/.286	9-16/5-8	.563/.625	28/31 (3)	16/9	6/10	5/5	2/5	11/19
Clemson	31/28	32/30	63-58	+5	23-48/18-42	.479/.429	5-15/4-12	.333/.333	12-18/18-21	.667/.857	33/20 +13	10/13	9/5	2/3	1/4	14/18
Virginia Tech	21/28	36/25	57-53	+4	20-51/19-43	.392/.442	9-25/6-17	.360/.353	8-15/9-15	.533/.600	28/29 (1)	11/10	7/14	3/4	7/3	13/18
NOTRE DAME	30/30	40/19	70-49	+21	28-44/21-54	.636/.389	7-15/5-15	.467/.333	7-9/2-7	.778/.286	31/23 +8	17/11	8/6	6/0	1/1	13/10
MIAMI (FLA.)	27/20	38/20	65-40	+25	20-44/12-46	.455/.261	9-16/0-12	.563/.000	16-20/16-27	.800/.593	37/30 +7	14/3	10/8	3/2	3/4	19/17
SYRACUSE	27/28	48/28	75-56	+19	27-54/20-56	.500/.357	8-16/5-22	.500/.227	13-19/11-14	.684/.786	39/29 +10	19/8	6/5	2/4	3/4	13/18
Maryland	35/34	29/30	69-75	(6)	22-57/23-48	.386/.479	6-21/5-17	.286/.294	19-27/24-30	.704/.800	30/35 (5)	13/8	8/12	5/4	4/3	23/19

Note: Game totals are displayed in the format TEAM/OPPONENT for each category

2013-14 Virginia Basketball
Virginia Points-Rebounds-Assists (as of Mar 09, 2014)
All games

Opponent	Date	Score		01	04	05	10	11	12	13
				ANDERSON,J	FRAZIER,MA	JONES,TEVE	TOBEY,MIKE	NOLTE,EVAN	HARRIS,JOE	GILL,ANTHO
JAMES MADISON	11/08/13	61-41	w	5-3-1	0-0-0	0-0-0	10-3-1	2-1-0	5-7-1	13-2-0
VCU	11/12/13	56-59	L	3-3-1	DNP	1-0-1	5-9-0	DNP	18-5-2	0-4-0
vs Davidson	11/16/13	70-57	w	12-8-1	DNP	0-0-0	18-7-0	1-0-0	1-4-1	5-1-0
NAVY	11/19/13	67-42	w	0-8-1	0-2-0	0-1-0	13-8-1	0-0-3	16-3-3	18-5-0
LIBERTY	11/23/13	75-53	w	9-5-4	0-0-1	0-0-0	2-4-0	6-0-1	9-4-2	13-2-2
HAMPTON	11/26/13	69-40	w	12-4-1	0-0-0	1-0-1	4-3-0	4-1-0	20-2-3	7-4-2
vs SMU	11/29/13	76-73	w	4-1-1	DNP	0-1-0	3-1-0	12-2-0	15-1-2	19-7-1
vs Missouri State	11/30/13	83-63	w	23-2-2	0-0-1	0-0-0	14-6-0	0-0-0	15-4-3	8-8-0
WISCONSIN	12/04/13	38-48	L	2-7-0	DNP	DNP	7-4-0	0-0-0	2-2-4	6-6-0
at Green Bay	12/07/13	72-75	L	10-2-3	DNP	2-0-0	3-5-0	2-0-0	12-3-1	12-5-0
NORTHERN IOWA	12/21/13	57-43	w	16-4-3	DNP	0-0-0	0-1-0	0-1-0	12-7-3	0-3-0
NORFOLK STATE	12/23/13	66-56	w	14-8-3	DNP	4-1-1	3-4-0	3-0-0	12-7-2	7-0-0
at Tennessee	12/30/13	52-87	L	11-2-2	DNP	2-0-1	10-7-0	7-1-0	7-1-1	7-3-0
at Florida State	01/04/14	62-50	w	16-5-4	DNP	0-0-0	0-2-0	6-1-0	0-0-0	2-4-0
WAKE FOREST	01/08/14	74-51	w	11-2-0	0-0-0	0-2-2	6-4-2	3-3-0	11-1-2	10-4-1
at NC State	01/11/14	76-45	w	5-6-2	0-0-0	0-0-1	16-7-1	2-0-2	16-2-2	4-2-0
at Duke	01/13/14	65-69	L	12-3-1	DNP	0-0-0	8-4-1	0-0-0	15-7-0	2-2-0
FLORIDA STATE	01/18/14	78-66	w	10-0-1	DNP	2-0-0	13-3-2	DNP	18-4-3	8-4-0
NORTH CAROLINA	01/20/14	76-61	w	13-2-0	0-0-0	0-0-0	6-5-0	3-1-0	16-0-4	8-8-0
VIRGINIA TECH	01/25/14	65-45	w	5-4-1	0-0-0	2-0-0	8-5-1	0-1-1	12-1-3	7-5-1
at Notre Dame	01/28/14	68-53	w	9-0-1	DNP	0-0-0	14-4-0	3-1-0	9-2-4	5-3-0
at Pitt	02/02/14	48-45	w	4-1-1	DNP	DNP	4-3-0	0-0-0	11-3-3	1-6-0
BOSTON COLLEGE	02/05/14	77-67	w	13-4-4	DNP	0-0-0	0-0-0	9-3-0	9-1-2	13-7-0
at Georgia Tech	02/08/14	64-45	w	8-3-0	0-0-0	0-0-0	2-4-0	0-1-0	11-2-1	11-6-0
MARYLAND	02/10/14	61-53	w	4-3-2	DNP	0-0-1	4-2-0	DNP	19-2-4	1-0-0
at Clemson	02/15/14	63-58	w	3-0-0	DNP	DNP	14-5-0	0-0-0	16-5-3	12-3-0
at Virginia Tech	02/18/14	57-53	w	9-5-0	DNP	DNP	2-1-1	0-0-0	7-1-3	5-3-0
NOTRE DAME	02/22/14	70-49	w	7-2-1	DNP	0-0-0	2-4-1	3-0-0	8-3-2	15-3-3
MIAMI (FLA.)	02/26/14	65-40	w	5-4-0	0-0-0	0-0-0	2-1-0	3-1-1	11-1-5	9-3-2
SYRACUSE	03/01/14	75-56	w	11-2-2	0-0-0	DNP	11-8-0	DNP	7-3-4	4-2-0
at Maryland	03/09/14	69-75	L	5-3-1	DNP	DNP	2-0-0	3-2-0	12-2-0	15-2-1

Opponent	Date	Score		15	21	23	24	25	30	32
				BROGDON,MA	VOZENILEK,	PERRANTES,	KIRVEN,CAI	MITCHELL,A	ROGERS,THO	ATKINS,DAR
JAMES MADISON	11/08/13	61-41	w	9-6-1	0-0-0	2-2-1	0-0-0	7-3-3	0-1-0	8-11-1
VCU	11/12/13	56-59	L	10-5-2	DNP	2-4-1	DNP	9-2-2	DNP	8-8-0
vs Davidson	11/16/13	70-57	w	17-7-2	DNP	5-2-5	0-0-0	11-9-0	0-0-0	0-4-1
NAVY	11/19/13	67-42	w	13-4-0	0-0-1	0-1-2	2-0-0	5-5-4	0-1-0	0-1-1
LIBERTY	11/23/13	75-53	w	12-2-1	2-0-0	3-0-6	0-0-0	8-3-2	4-1-0	7-9-2
HAMPTON	11/26/13	69-40	w	5-4-1	3-5-2	0-6-4	2-0-0	2-4-1	0-0-0	7-5-2
vs SMU	11/29/13	76-73	w	7-4-3	DNP	9-0-3	DNP	6-9-1	DNP	1-1-0
vs Missouri State	11/30/13	83-63	w	13-7-5	0-0-0	1-2-6	0-0-0	0-5-1	3-0-0	6-1-2
WISCONSIN	12/04/13	38-48	L	5-7-2	DNP	8-2-0	DNP	5-3-0	DNP	3-1-0
at Green Bay	12/07/13	72-75	L	17-6-2	DNP	4-1-4	DNP	10-5-1	DNP	0-1-0
NORTHERN IOWA	12/21/13	57-43	w	8-7-1	0-0-0	9-4-5	DNP	4-7-2	0-0-0	8-5-0
NORFOLK STATE	12/23/13	66-56	w	7-5-2	DNP	4-2-2	DNP	8-7-1	DNP	4-1-0
at Tennessee	12/30/13	52-87	L	0-6-2	DNP	2-2-2	DNP	4-9-0	DNP	2-1-0
at Florida State	01/04/14	62-50	w	11-6-1	DNP	14-4-3	DNP	11-13-1	DNP	2-2-0
WAKE FOREST	01/08/14	74-51	w	14-6-2	2-0-0	3-0-5	0-0-0	7-7-2	0-1-1	7-4-0
at NC State	01/11/14	76-45	w	13-2-1	DNP	8-1-5	0-1-0	8-12-0	0-0-0	4-2-0
at Duke	01/13/14	65-69	L	17-5-0	DNP	2-2-3	DNP	7-9-1	DNP	2-1-0
FLORIDA STATE	01/18/14	78-66	w	16-4-6	DNP	2-3-4	DNP	9-4-2	DNP	0-1-0
NORTH CAROLINA	01/20/14	76-61	w	16-6-1	0-0-0	8-2-9	0-0-0	6-11-1	0-0-0	0-0-1
VIRGINIA TECH	01/25/14	65-45	w	18-6-3	0-0-0	4-1-4	DNP	6-3-0	0-1-0	2-1-0
at Notre Dame	01/28/14	68-53	w	16-7-6	DNP	4-2-5	DNP	6-6-2	DNP	2-0-0
at Pitt	02/02/14	48-45	w	16-5-4	DNP	2-2-4	DNP	10-12-1	DNP	0-0-0
BOSTON COLLEGE	02/05/14	77-67	w	17-11-7	DNP	5-5-1	DNP	7-6-3	DNP	4-1-0
at Georgia Tech	02/08/14	64-45	w	14-11-3	DNP	2-4-3	0-0-0	8-8-3	0-0-0	8-4-0
MARYLAND	02/10/14	61-53	w	14-3-1	DNP	4-4-4	DNP	13-6-3	DNP	2-4-1
at Clemson	02/15/14	63-58	w	14-8-0	DNP	0-0-6	DNP	2-9-1	DNP	2-0-0
at Virginia Tech	02/18/14	57-53	w	12-3-3	DNP	11-0-3	DNP	7-10-1	DNP	4-3-0
NOTRE DAME	02/22/14	70-49	w	13-7-6	0-0-0	5-3-3	0-1-0	15-4-1	0-0-0	2-2-0
MIAMI (FLA.)	02/26/14	65-40	w	15-4-2	0-0-0	15-3-4	0-0-0	3-9-0	0-1-0	2-2-0
SYRACUSE	03/01/14	75-56	w	19-5-5	0-1-1	6-4-7	0-0-0	12-9-0	3-0-0	2-0-0
at Maryland	03/09/14	69-75	L	12-5-7	DNP	14-4-3	DNP	4-4-1	DNP	2-0-0

2013-14 Virginia Basketball
Virginia Points-Rebounds-Assists (as of Mar 09, 2014)
All games

34

Opponent	Date	Score		JONES,JEFF
JAMES MADISON	11/08/13	61-41	W	0-1-0
VCU	11/12/13	56-59	L	DNP
vs Davidson	11/16/13	70-57	W	DNP
NAVY	11/19/13	67-42	W	0-0-0
LIBERTY	11/23/13	75-53	W	0-0-0
HAMPTON	11/26/13	69-40	W	2-1-0
vs SMU	11/29/13	76-73	W	DNP
vs Missouri State	11/30/13	83-63	W	0-0-0
WISCONSIN	12/04/13	38-48	L	DNP
at Green Bay	12/07/13	72-75	L	DNP
NORTHERN IOWA	12/21/13	57-43	W	DNP
NORFOLK STATE	12/23/13	66-56	W	DNP
at Tennessee	12/30/13	52-87	L	DNP
at Florida State	01/04/14	62-50	W	DNP
WAKE FOREST	01/08/14	74-51	W	0-1-0
at NC State	01/11/14	76-45	W	DNP
at Duke	01/13/14	65-69	L	DNP
FLORIDA STATE	01/18/14	78-66	W	DNP
NORTH CAROLINA	01/20/14	76-61	W	0-0-0
VIRGINIA TECH	01/25/14	65-45	W	1-2-0
at Notre Dame	01/28/14	68-53	W	DNP
at Pitt	02/02/14	48-45	W	DNP
BOSTON COLLEGE	02/05/14	77-67	W	DNP
at Georgia Tech	02/08/14	64-45	W	DNP
MARYLAND	02/10/14	61-53	W	DNP
at Clemson	02/15/14	63-58	W	DNP
at Virginia Tech	02/18/14	57-53	W	DNP
NOTRE DAME	02/22/14	70-49	W	DNP
MIAMI (FLA.)	02/26/14	65-40	W	0-0-0
SYRACUSE	03/01/14	75-56	W	0-0-0
at Maryland	03/09/14	69-75	L	DNP

2013-14 Virginia Basketball
Virginia Game-by-Game Highs (as of Mar 09, 2014)
All games

Opponent	Date	Score	Points	Rebounds	Assists	Steals	Blocked shots
JAMES MADISON	11/08/13	61-41	13-Anthony Gill	11-Darion Atkins	3-Akil Mitchell	2-Malcolm Brogdon London Perrantes	1-Anthony Gill
VCU	11/12/13	56-59	18-Joe Harris	9-Mike Tobey	2-Akil Mitchell Malcolm Brogdon Joe Harris	1-Malcolm Brogdon Anthony Gill Darion Atkins London Perrantes	2-Mike Tobey Akil Mitchell Darion Atkins
vs Davidson	11/16/13	70-57	18-Mike Tobey	9-Akil Mitchell	5-London Perrantes	2-Joe Harris Malcolm Brogdon	2-Mike Tobey
NAVY	11/19/13	67-42	18-Anthony Gill	8-Justin Anderson Mike Tobey	4-Akil Mitchell	2-Malcolm Brogdon Mike Tobey	1-Jeff Jones Justin Anderson London Perrantes
LIBERTY	11/23/13	75-53	13-Anthony Gill	9-Darion Atkins	6-London Perrantes	3-Akil Mitchell	2-Anthony Gill
HAMPTON	11/26/13	69-40	20-Joe Harris	6-London Perrantes	4-London Perrantes	2-Joe Harris Malcolm Brogdon Justin Anderson	3-Justin Anderson
vs SMU	11/29/13	76-73	19-Anthony Gill	9-Akil Mitchell	3-London Perrantes Malcolm Brogdon	2-Evan Nolte	1-Darion Atkins
vs Missouri State	11/30/13	83-63	23-Justin Anderson	8-Anthony Gill	6-London Perrantes	2-London Perrantes	1-Akil Mitchell Mike Tobey
WISCONSIN	12/04/13	38-48	8-London Perrantes	7-Justin Anderson Malcolm Brogdon	4-Joe Harris	2-Joe Harris	2-Mike Tobey Darion Atkins Justin Anderson
at Green Bay	12/07/13	72-75	17-Malcolm Brogdon	6-Malcolm Brogdon	4-London Perrantes	1-Mike Tobey Joe Harris London Perrantes	1-Akil Mitchell Mike Tobey Justin Anderson
NORTHERN IOWA	12/21/13	57-43	16-Justin Anderson	7-Malcolm Brogdon Akil Mitchell Joe Harris	5-London Perrantes	2-Akil Mitchell	5-Darion Atkins
NORFOLK STATE	12/23/13	66-56	14-Justin Anderson	8-Justin Anderson	3-Justin Anderson	4-Malcolm Brogdon	2-Mike Tobey
at Tennessee	12/30/13	52-87	11-Justin Anderson	9-Akil Mitchell	2-Justin Anderson Malcolm Brogdon London Perrantes	2-London Perrantes	2-Justin Anderson Mike Tobey
at Florida State	01/04/14	62-50	16-Justin Anderson	13-Akil Mitchell	4-Justin Anderson	1-Malcolm Brogdon Akil Mitchell London Perrantes	1-Mike Tobey Akil Mitchell Evan Nolte
WAKE FOREST	01/08/14	74-51	14-Malcolm Brogdon	7-Akil Mitchell	5-London Perrantes	3-London Perrantes	1-Darion Atkins Akil Mitchell
at NC State	01/11/14	76-45	16-Mike Tobey Joe Harris	12-Akil Mitchell	5-London Perrantes	3-Joe Harris	2-Mike Tobey
at Duke	01/13/14	65-69	17-Malcolm Brogdon	9-Akil Mitchell	3-London Perrantes	3-Joe Harris	1-Akil Mitchell
FLORIDA STATE	01/18/14	78-66	18-Joe Harris	4-Malcolm Brogdon Akil Mitchell Joe Harris Anthony Gill	6-Malcolm Brogdon	4-Malcolm Brogdon	2-Mike Tobey
NORTH CAROLINA	01/20/14	76-61	16-Malcolm Brogdon Joe Harris	11-Akil Mitchell	9-London Perrantes	3-Malcolm Brogdon	1-Anthony Gill Mike Tobey
VIRGINIA TECH	01/25/14	65-45	18-Malcolm Brogdon	6-Malcolm Brogdon	4-London Perrantes	1-Darion Atkins Malcolm Brogdon Teven Jones Joe Harris	3-Justin Anderson
at Notre Dame	01/28/14	68-53	16-Malcolm Brogdon	7-Malcolm Brogdon	6-Malcolm Brogdon	5-Malcolm Brogdon	1-Justin Anderson Akil Mitchell Mike Tobey

2013-14 Virginia Basketball
Virginia Game-by-Game Highs (as of Mar 09, 2014)
All games

Opponent	Date	Score	Points	Rebounds	Assists	Steals	Blocked shots
at Pitt	02/02/14	48-45	16-Malcolm Brogdon	12-Akil Mitchell	4-London Perrantes Malcolm Brogdon	1-Anthony Gill Akil Mitchell	Anthony Gill 2-Mike Tobey
BOSTON COLLEGE	02/05/14	77-67	17-Malcolm Brogdon	11-Malcolm Brogdon	7-Malcolm Brogdon	5-Joe Harris	1-Evan Nolte
at Georgia Tech	02/08/14	64-45	14-Malcolm Brogdon	11-Malcolm Brogdon	3-Malcolm Brogdon London Perrantes Akil Mitchell	3-London Perrantes	1-Joe Harris Justin Anderson
MARYLAND	02/10/14	61-53	19-Joe Harris	6-Akil Mitchell	4-Joe Harris London Perrantes	1-Akil Mitchell London Perrantes	2-Justin Anderson
at Clemson	02/15/14	63-58	16-Joe Harris	9-Akil Mitchell	6-London Perrantes	1-Joe Harris	2-Mike Tobey
at Virginia Tech	02/18/14	57-53	12-Malcolm Brogdon	10-Akil Mitchell	3-Malcolm Brogdon London Perrantes Joe Harris	3-Joe Harris	1-Akil Mitchell Anthony Gill Mike Tobey
NOTRE DAME	02/22/14	70-49	15-Anthony Gill Akil Mitchell	7-Malcolm Brogdon	6-Malcolm Brogdon	1-Joe Harris	4-Mike Tobey
MIAMI (FLA.)	02/26/14	65-40	15-Malcolm Brogdon London Perrantes	9-Akil Mitchell	5-Joe Harris	2-Malcolm Brogdon	1-Mike Tobey Justin Anderson Anthony Gill
SYRACUSE	03/01/14	75-56	19-Malcolm Brogdon	9-Akil Mitchell	7-London Perrantes	1-Anthony Gill Joe Harris Mike Tobey	1-Maleek Frazier London Perrantes
at Maryland	03/09/14	69-75	15-Anthony Gill	5-Malcolm Brogdon	7-Malcolm Brogdon	1-Akil Mitchell Justin Anderson Joe Harris Anthony Gill	2-Anthony Gill

Individual Career History

Justin Anderson

Season	gp-gs	min/avg	Total		3-Point		F-Throws		Rebounds				Scoring							
			fg-fga	pct	fg-fga	pct	ft-fta	pct	off	def	tot	avg	pf	fo	ast	to	blk	stl	pts	avg
2012-13	35-17	841/24.0	89-212	.420	20-66	.303	68-89	.764	32	84	116	3.3	49	0	81	43	42	30	266	7.6
2013-14	31-5	688/22.2	89-214	.416	29-93	.312	64-90	.711	21	85	106	3.4	50	1	44	44	24	12	271	8.7
TOTAL	66-22	1529/23.2	178-426	.418	49-159	.308	132-179	.737	53	169	222	3.4	99	1	125	87	66	42	537	8.1

Darion Atkins

Season	gp-gs	min/avg	Total		3-Point		F-Throws		Rebounds				Scoring							
			fg-fga	pct	fg-fga	pct	ft-fta	pct	off	def	tot	avg	pf	fo	ast	to	blk	stl	pts	avg
2011-12	27-0	275/10.2	25-43	.581	0-0	.000	11-19	.579	23	39	62	2.3	50	1	3	5	19	12	61	2.3
2012-13	26-12	407/15.7	53-108	.491	0-0	.000	15-25	.600	28	53	81	3.1	41	1	9	22	28	11	121	4.7
2013-14	31-3	352/11.4	42-89	.472	0-0	.000	17-32	.531	30	46	76	2.5	44	0	11	21	16	6	101	3.3
TOTAL	84-15	1034/12.3	120-240	.500	0-0	.000	43-76	.566	81	138	219	2.6	135	2	23	48	63	29	283	3.4

Malcolm Brogdon

Season	gp-gs	min/avg	Total		3-Point		F-Throws		Rebounds				Scoring							
			fg-fga	pct	fg-fga	pct	ft-fta	pct	off	def	tot	avg	pf	fo	ast	to	blk	stl	pts	avg
2011-12	28-1	626/22.4	63-159	.396	22-68	.324	40-50	.800	14	64	78	2.8	38	0	38	44	3	14	188	6.7
2013-14	31-31	958/30.9	126-295	.427	38-98	.388	100-112	.893	28	146	174	5.6	61	0	82	44	5	39	390	12.6
TOTAL	59-32	1584/26.8	189-454	.416	60-166	.361	140-162	.864	42	210	252	4.3	99	0	120	88	8	53	578	9.8

Maleek Frazier

Season	gp-gs	min/avg	Total		3-Point		F-Throws		Rebounds				Scoring							
			fg-fga	pct	fg-fga	pct	ft-fta	pct	off	def	tot	avg	pf	fo	ast	to	blk	stl	pts	avg
2013-14	12-0	23/1.9	0-4	.000	0-1	.000	0-0	.000	0	2	2	0.2	4	0	2	4	1	1	0	0.0
TOTAL	12-0	23/1.9	0-4	.000	0-1	.000	0-0	.000	0	2	2	0.2	4	0	2	4	1	1	0	0.0

Anthony Gill

Season	gp-gs	min/avg	Total		3-Point		F-Throws		Rebounds				Scoring							
			fg-fga	pct	fg-fga	pct	ft-fta	pct	off	def	tot	avg	pf	fo	ast	to	blk	stl	pts	avg
2013-14	31-6	589/19.0	88-145	.607	0-0	.000	71-116	.612	41	76	117	3.8	66	0	13	32	12	8	247	8.0
TOTAL	31-6	589/19.0	88-145	.607	0-0	.000	71-116	.612	41	76	117	3.8	66	0	13	32	12	8	247	8.0

Joe Harris

Season	gp-gs	min/avg	Total		3-Point		F-Throws		Rebounds				Scoring							
			fg-fga	pct	fg-fga	pct	ft-fta	pct	off	def	tot	avg	pf	fo	ast	to	blk	stl	pts	avg
2010-11	31-25	910/29.4	107-256	.418	65-156	.417	44-58	.759	35	100	135	4.4	69	2	39	49	11	27	323	10.4
2011-12	32-31	969/30.3	121-274	.442	49-129	.380	71-92	.772	29	95	124	3.9	68	2	55	46	12	23	362	11.3
2012-13	35-35	1139/32.5	191-408	.468	77-181	.425	111-150	.740	30	111	141	4.0	82	2	76	70	17	31	570	16.3
2013-14	31-31	873/28.2	117-271	.432	59-144	.410	59-93	.634	21	69	90	2.9	71	0	73	42	7	31	352	11.4
TOTAL	129-122	3891/30.2	536-1209	.443	250-610	.410	285-393	.725	115	375	490	3.8	290	6	243	207	47	112	1607	12.5

Jeff Jones

Season	gp-gs	min/avg	Total		3-Point		F-Throws		Rebounds				Scoring							
			fg-fga	pct	fg-fga	pct	ft-fta	pct	off	def	tot	avg	pf	fo	ast	to	blk	stl	pts	avg
2013-14	10-0	21/2.1	1-3	.333	0-1	.000	1-3	.333	0	5	5	0.5	0	0	0	1	1	1	3	0.3
TOTAL	10-0	21/2.1	1-3	.333	0-1	.000	1-3	.333	0	5	5	0.5	0	0	0	1	1	1	3	0.3

Teven Jones

Season	gp-gs	min/avg	Total		3-Point		F-Throws		Rebounds				Scoring							
			fg-fga	pct	fg-fga	pct	ft-fta	pct	off	def	tot	avg	pf	fo	ast	to	blk	stl	pts	avg
2012-13	30-9	405/13.5	27-72	.375	11-30	.367	22-27	.815	1	20	21	0.7	49	0	34	27	2	14	87	2.9
2013-14	25-0	120/4.8	4-21	.190	0-7	.000	6-14	.429	2	3	5	0.2	10	0	8	1	0	4	14	0.6
TOTAL	55-9	525/9.5	31-93	.333	11-37	.297	28-41	.683	3	23	26	0.5	59	0	42	28	2	18	101	1.8

Individual Career History

Caid Kirven

Season	gp-gs	min/avg	Total		3-Point		F-Throws		Rebounds				Scoring								
			fg-fga	pct	fg-fga	pct	ft-fta	pct	off	def	tot	avg	pf	fo	ast	to	blk	stl	pts	avg	
2012-13	6-0	13/2.2	0-2	.000	0-0	.000	0-0	.000	0	3	3	0.5	1	0	0	3	0	0	0	0	
2013-14	13-0	27/2.1	2-4	.500	0-0	.000	0-0	.000	1	1	2	0.2	1	0	0	1	0	0	0	4	0.3
TOTAL	19-0	40/2.1	2-6	.333	0-0	.000	0-0	.000	1	4	5	0.3	2	0	0	4	0	0	0	4	0.2

Akil Mitchell

Season	gp-gs	min/avg	Total		3-Point		F-Throws		Rebounds				Scoring							
			fg-fga	pct	fg-fga	pct	ft-fta	pct	off	def	tot	avg	pf	fo	ast	to	blk	stl	pts	avg
2010-11	29-1	438/15.1	27-80	.338	1-8	.125	15-29	.517	22	64	86	3.0	51	1	24	17	6	18	70	2.4
2011-12	32-15	705/22.0	52-103	.505	0-0	.000	27-53	.509	39	102	141	4.4	71	1	27	26	10	21	131	4.1
2012-13	35-35	1069/30.5	177-325	.545	0-2	.000	106-153	.693	94	218	312	8.9	74	0	52	63	14	45	460	13.1
2013-14	31-30	790/25.5	90-164	.549	0-1	.000	40-93	.430	63	150	213	6.9	56	0	41	41	13	25	220	7.1
TOTAL	127-81	3002/23.6	346-672	.515	1-11	.091	188-328	.573	218	534	752	5.9	252	2	144	147	43	109	881	6.9

Evan Nolte

Season	gp-gs	min/avg	Total		3-Point		F-Throws		Rebounds				Scoring							
			fg-fga	pct	fg-fga	pct	ft-fta	pct	off	def	tot	avg	pf	fo	ast	to	blk	stl	pts	avg
2012-13	35-8	694/19.8	65-157	.414	42-108	.389	26-33	.788	21	63	84	2.4	78	2	36	21	16	27	198	5.7
2013-14	27-0	255/9.4	21-59	.356	15-48	.313	15-22	.682	5	15	20	0.7	23	0	8	9	2	7	72	2.7
TOTAL	62-8	949/15.3	86-216	.398	57-156	.365	41-55	.745	26	78	104	1.7	101	2	44	30	18	34	270	4.4

London Perrantes

Season	gp-gs	min/avg	Total		3-Point		F-Throws		Rebounds				Scoring							
			fg-fga	pct	fg-fga	pct	ft-fta	pct	off	def	tot	avg	pf	fo	ast	to	blk	stl	pts	avg
2013-14	31-27	898/29.0	49-129	.380	28-67	.418	32-39	.821	8	64	72	2.3	52	0	117	33	3	29	158	5.1
TOTAL	31-27	898/29.0	49-129	.380	28-67	.418	32-39	.821	8	64	72	2.3	52	0	117	33	3	29	158	5.1

Thomas Rogers

Season	gp-gs	min/avg	Total		3-Point		F-Throws		Rebounds				Scoring								
			fg-fga	pct	fg-fga	pct	ft-fta	pct	off	def	tot	avg	pf	fo	ast	to	blk	stl	pts	avg	
2010-11	6-0	8/1.3	0-2	.000	0-2	.000	0-0	.000	0	0	0	0.0	0	0	0	0	0	0	0	0	0.0
2011-12	7-0	19/2.7	0-6	.000	0-6	.000	0-0	.000	0	3	3	0.4	3	0	1	1	0	0	0	0	0.0
2012-13	10-0	22/2.2	0-7	.000	0-3	.000	0-2	.000	0	5	5	0.5	2	0	2	2	0	0	0	0	0.0
2013-14	15-0	30/2.0	3-6	.500	3-5	.600	1-2	.500	0	6	6	0.4	1	0	1	4	0	0	10	0.7	
TOTAL	38-0	79/2.1	3-21	.143	3-16	.188	1-4	.250	0	14	14	0.4	6	0	4	7	0	0	10	0.3	

Mike Tobey

Season	gp-gs	min/avg	Total		3-Point		F-Throws		Rebounds				Scoring							
			fg-fga	pct	fg-fga	pct	ft-fta	pct	off	def	tot	avg	pf	fo	ast	to	blk	stl	pts	avg
2012-13	30-2	416/13.9	87-164	.530	3-5	.600	27-34	.794	34	52	86	2.9	40	0	13	21	18	3	204	6.8
2013-14	31-22	571/18.4	84-183	.459	0-2	.000	38-55	.691	66	58	124	4.0	62	0	11	33	36	8	206	6.6
TOTAL	61-24	987/16.2	171-347	.493	3-7	.429	65-89	.730	100	110	210	3.4	102	0	24	54	54	11	410	6.7

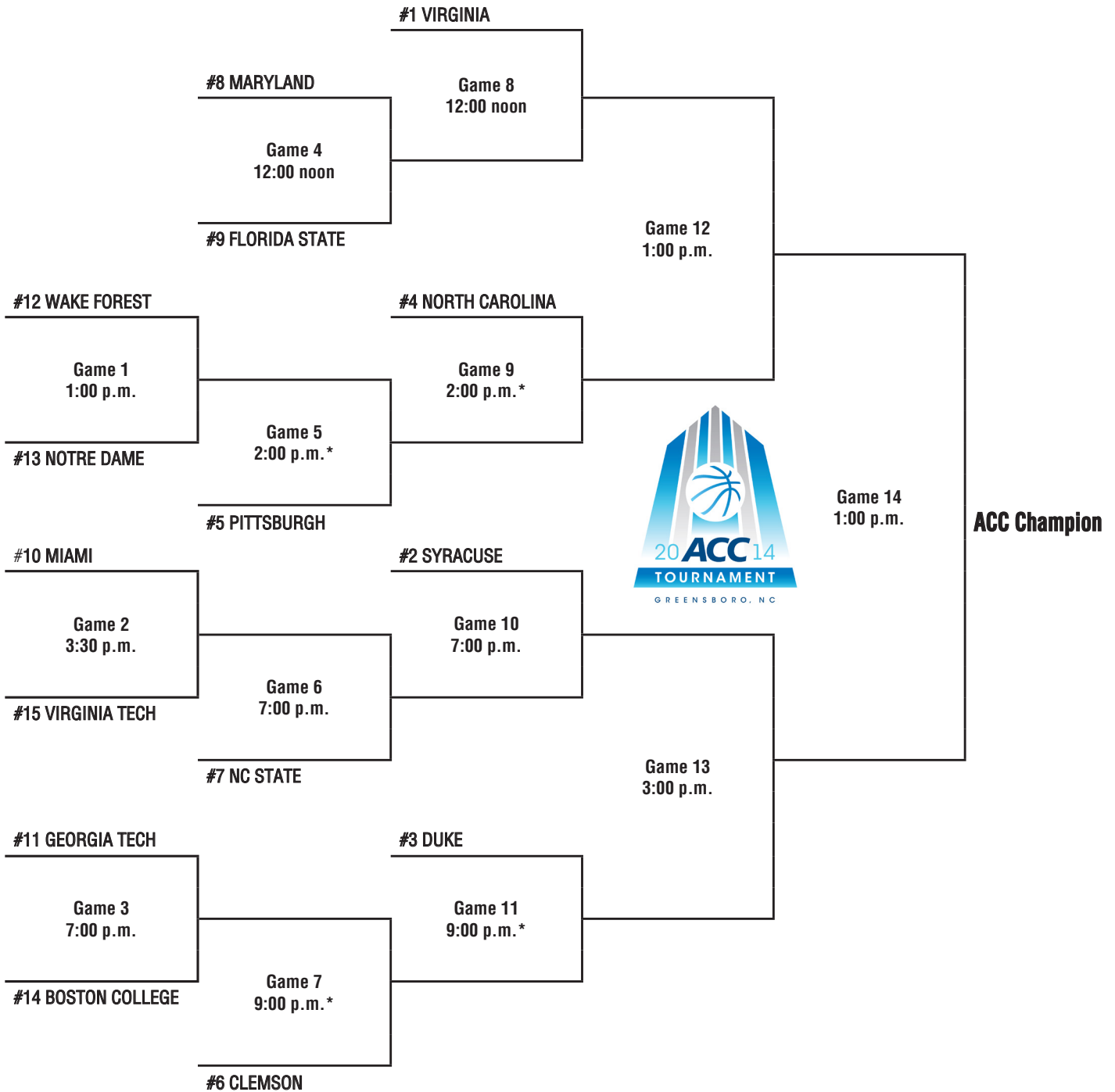
Rob Vozenilek

Season	gp-gs	min/avg	Total		3-Point		F-Throws		Rebounds				Scoring							
			fg-fga	pct	fg-fga	pct	ft-fta	pct	off	def	tot	avg	pf	fo	ast	to	blk	stl	pts	avg
2011-12	7-0	17/2.4	0-5	.000	0-0	.000	1-2	.500	0	0	0	0.0	1	0	0	0	0	1	1	0.1
2013-14	12-0	30/2.5	3-6	.500	1-2	.500	0-1	.000	1	5	6	0.5	2	0	4	3	1	0	7	0.6
TOTAL	19-0	47/2.5	3-11	.273	1-2	.500	1-3	.333	1	5	6	0.3	3	0	4	3	1	1	8	0.4

61st Annual ACC Tournament

March 12-16, Greensboro (N.C.) Coliseum

First Round Wednesday, March 12 Second Round Thursday, March 13 Quarterfinals Friday, March 14 Semifinals Saturday, March 15 Finals Sunday, March 16



*Denotes approximate game

